



# AG10-IV AG15-IV

## FLEX WING ROTARY CUTTER

Rev 03-13


P/N 00761652

# ARCIVE PARTS MANUAL

## By Serial Number / Production

March 1985 to March 2002 (End of Production)

(TK15-IV & AG15-IV)



---

### ALAMO INDUSTRIAL

1502 E. Walnut  
Seguin, Texas 78155  
830-379-1480



©2013 AlamoGroupInc.

# PARTS TABLE OF CONTENTS

ITEM	PAGE NO.
<b>AXLES CENTER &amp; WINGS</b>	
<b>CENTER AXLE</b>	
S/N 15-42840 to 15-44814.....	16
S/N 15-44815 to 15-46045.....	17
S/N 15-46046 to 15-01889.....	18
S/N 15-01890 to 15-02111.....	19
S/N 15-02112 to 15-03647.....	20
S/N 15-03648 to 15-Current.....	21
<b>WING AXLE</b>	
S/N 15-42840 to 15-44814.....	22
S/N 15-44815 to 15-46045.....	23
S/N 15-46046 to 15-01889.....	24
S/N 15-01890 to 15-Current.....	25
<b>AXLE LIFT SCREW (Wing Axle Height Adjust)</b>	
<b>STANDARD</b>	
S/N 15-42840 to 15-44814.....	22
S/N 15-44815 to 15-46045.....	17
S/N 15-46046 to 15-01889.....	18
S/N 15-01890 to 15-Current.....	26
<b>OPTIONAL</b>	
S/N 15-01890 to 15-Current.....	27
<b>AXLE SPRING (Wing Axle Cushion)</b>	
S/N 15-42840 to 15-44814.....	22
S/N 15-44815 to 15-46045.....	17
S/N 15-46046 to 15-01889.....	18
S/N 15-01890 to 15-Current.....	28
<b>BLADES (Center &amp; Wing)</b>	
S/N 15-42840 to 15-44814.....	94
S/N 15-44815 to 15-01889.....	95
S/N 15-01890 to 15-03696.....	96
S/N 15-03697 to 15-Current.....	97
<b>BLADE CARRIERS</b>	
<b>CENTER &amp; WINGS (Bar &amp; Pan / Standard &amp; Heavy Duty)</b>	
S/N 15-42840 to 15-44814.....	94
S/N 15-44815 to 15-01889.....	95
S/N 15-01890 to 15-03696.....	96
S/N 15-03697 to 15-Current.....	97
<b>COUNTER WEIGHT (10 FT Model Only)</b>	
S/N 15-42840 to 15-46319.....	150
S/N 15-46320 to 15-Current.....	151
<b>CYLINDER, HYDRAULIC</b>	
<b>CENTER AXLE LIFT (Standard)</b>	
S/N 15-42840 to 15-44814.....	131
S/N 15-44815 to 15-01889.....	132
S/N 15-01890 to 15-01974.....	133
S/N 15-01975 to 15-Current.....	134
<b>CENTER AXLE LIFT (Optional Hyd. Level Lift)</b>	
S/N 15-01890 to 15-Current.....	135
<b>WING LIFT &amp; FOLD (Standard)</b>	
S/N 15-42840 to 15-44814.....	136
S/N 15-44815 to 15-Current.....	137

Continued Next Page

# PARTS TABLE OF CONTENTS

Continued from Previous Page

ITEM	PAGE NO.
CHAINGUARDS, (Front & Rear)	
FRONT CHAINGUARDS	
CENTER, (Front Center)	
S/N 15-42840 to 15-44814.....	98
S/N 15-44815 to 15-04378.....	99
S/N 15-04379 to 15-Current.....	100
CENTER, (Front Side)	
S/N 15-42840 to 15-44814.....	101
S/N 15-44815 to 15-01279.....	102
S/N 15-01280 to 15-04397.....	103
S/N 15-04398 to 15-Current.....	104
WING, (Front Left & Right)	
S/N 15-42840 to 15-44814.....	105
S/N 15-44815 to 15-01823.....	106
S/N 15-01824 to 15-04378.....	107
S/N 15-04379 to 15-Current.....	108
REAR CHAINGUARDS	
CENTER, (Rear Center)	
S/N 15-42840 to 15-44986.....	109
S/N 15-44987 to 15-01279.....	110
S/N 15-01280 to 15-04379.....	111
S/N 15-04379 to 15-Current.....	112
WING, (Rear Left & Right)	
S/N 15-42840 to 15-44814.....	113
S/N 15-44815 to 15-04378.....	114
S/N 15-04379 to 15-Current.....	115
WING, (Rear Inside)	
S/N 15-42840 to 15-Current.....	116
DECK WELDMENT ( Center & Wing Decks)	
S/N 15-42840 to 15-Current.....	154-155
DEFLECTORS, (Front & Rear)	
FRONT DEFLECTORS	
CENTER, (Front Center)	
S/N 15-01829 to 15-Current.....	117
CENTER, (Front Sides)	
S/N 15-01829 to 15-Current.....	117
WINGS, (Front Left & Right)	
S/N 15-01824 to 15-03165.....	118
S/N 15-03166 to 15-Current.....	119
REAR DEFLECTORS	
CENTER, (Rear Center)	
S/N 15-01824 to 15-Current.....	120
WING, (Rear Left & Right)	
S/N 15-01824 to 15-Current.....	121
WING, (Rear Inside)	
S/N 15-42840 to 15-Current.....	116

Continued Next Page

# PARTS TABLE OF CONTENTS

Continued from Previous Page

ITEM	PAGE NO.
DRIVELINES, (PTO, Intermediate & Wings)	
PTO DRIVELINES (Cat V)	
C/V (Cat V)	
S/N 15-42840 to 15-44814 (540 RPM).....	33
S/N 15-44815 to 15-01436 (540 RPM).....	34
S/N 15-01437 to 15-01974 (540 / 1000 RPM).....	35
S/N 15-01975 to 15-02105 (540 / 1000 RPM).....	36
S/N 15-02106 to 15-Current (540 / 1000 RPM).....	37
NON - C/V (Cat V)	
S/N 15-02106 to 15-03382 (540 / 1000 RPM).....	38
S/N 15-03383 to 15-Current (540 / 1000 RPM).....	39
INTERMEDIATE DRIVELINES (Cat IV & V)	
CAT IV	
S/N 15-42840 to 15-44814.....	40
S/N 15-44815 to 15-01279.....	41
S/N 15-01280 to 15-04378.....	42
S/N 15-04379 to 15-Current.....	43
CAT V	
S/N 15-42840 to 15-44814.....	44
S/N 15-44815 to 15-46045.....	45
S/N 15-46046 to 15-01279.....	46
S/N 15-01280 to 15-Current.....	47
WING DRIVELINES	
CAT IV (Wing Driveline)	
S/N 15-42480 to 15-44405.....	48
S/N 15-44406 to 15-01279.....	49
S/N 15-01280 to 15-01974.....	50
S/N 15-01975 to 15-02106.....	51
S/N 15-02107 to 15-04330.....	52
S/N 15-04331 to 15-Current.....	53
CAT V (Wing Driveline)	
S/N 15-42480 to 15-44814.....	54
S/N 15-44815 to 15-01279.....	55
S/N 15-01280 to 15-01974.....	56
S/N 15-01975 to 15-02106.....	57
S/N 15-02107 to 15-04378.....	58
S/N 15-04379 to 15-Current.....	59
GEARBOXES, (Primary & Secondary)	
DIVIDER GEARBOX (Primary)	
S/N 15-42840 to 15-44814.....	74
S/N 15-44815 to 15-01279.....	75
S/N 15-01280 to 15-02001.....	76-77
S/N 15-02002 to 15-02227.....	78-79
S/N 15-02228 to 15-03303.....	80-81
S/N 15-03304 to 15-Current.....	82-83
CENTER & WING GEARBOX (Secondary)	
S/N 15-42840 to 15-44814..... (540 RPM).....	84-85
S/N 15-44815 to 15-03696..... (540 RPM).....	86-87
S/N 15-44815 to 15-03696..... (1000 RPM).....	88-89
S/N 15-03697 to 15-Current..... (540 RPM).....	90-91
S/N 15-03697 to 15-Current..... (1000 RPM).....	92-93

Continued Next Page

# PARTS TABLE OF CONTENTS

Continued from Previous Page

ITEM	PAGE NO.
<b>GEARBOX SAFETY SHIELDING</b>	
<b>CENTER &amp; WINGS</b>	
S/N 15-42840 to 15-46045.....	68
S/N 15-46046 to 15-02015.....	69
S/N 15-02016 to 15-02227.....	70
S/N 15-02228 to 15-03303.....	71
S/N 15-03304 to 15-03679.....	72
S/N 15-03680 to 15-Current.....	72
<b>HOSE CIRCUIT</b>	
Standard System	
S/N 15-42840 to 15-44814.....	122-123
S/N 15-44815 to 15-01889.....	124-125
S/N 15-01890 to 15-02106.....	126-127
S/N 15-02107 to 15-Current.....	128-129
OPTIONAL LEVEL LIFT	
S/N 15-01890 to 15-Current.....	130
<b>HINGE PIN &amp; SPACER (Center Deck to Wing)</b>	
S/N 15-42840 to 15-Current.....	154-155
<b>LEVEL LIFT SYSTEM (Control Rods)</b>	
S/N 15-42840 to 15-44814.....	13
S/N 15-44815 to 15-01823.....	14
S/N 15-01824 to 15-Current.....	15
<b>MAINFRAME, (Center &amp; Wing Decks).....</b>	
154-155	
<b>PARKING JACK</b>	
S/N 15-42840 to 15-44814.....	146
S/N 15-44815 to 15-01279.....	147
S/N 15-01280 to 15-04378.....	148
S/N 15-04379 to 15-Current.....	149
<b>SLIP CLUTCH / TORQUE LIMITER</b>	
<b>CAT IV (Slip Clutch)</b>	
S/N 15-42840 to 15-44814.....	60
S/N 15-44815 to 15-03025.....	61
S/N 15-03026 to 15-04378.....	62
S/N 15-04379 to 15-Current.....	63
<b>CAT V (Slip Clutch)</b>	
S/N 15-42840 to 15-44814.....	64
S/N 15-44815 to 15-03025.....	65
S/N 15-03026 to 15-04378.....	66
S/N 15-04379 to 15-Current.....	67
<b>SKID SHOES</b>	
<b>CENTER SECTION</b>	
S/N 15-42840 to 15-Current.....	32
<b>WING SECTION (Standard &amp; Optional)</b>	
S/N 15-42840 to 15-Current.....	31

Continued Next Page

# PARTS TABLE OF CONTENTS

Continued from Previous Page

ITEM	PAGE NO.
S/N PRODUCTION DATES.....	156-157
TONGUES, (Standard & Optional)	
STANDARD TONGUES	
S/N 15-42840 to 15-44941.....	1
S/N 15-44942 to 15-01828.....	2
S/N 15-01829 to 15-03349.....	3
S/N 15-03350 to 15-Current.....	4
OPTIONAL TONGUES (Special Order)	
Swivel Clevis	
S/N 15-44406 to 15-02015 (Swivel Clevis Hitch).....	5
S/N 15-02016 to 15-03165 (Swivel Clevis Hitch).....	6
S/N 15-03166 to 15-Current (Swivel Clevis Hitch).....	7
Ball Hitch	
S/N 15-01392 to 15-01828 (Ball Hitch).....	8
S/N 15-01829 to 15-Current (Ball Hitch).....	9
Pintle Hitch	
S/N 15-42840 to 15-44941 (Pintle Hitch).....	10
S/N 15-44492 to 15-01828 (Pintle Hitch).....	11
S/N 15-01829 to 15-Current (Pintle Hitch).....	12
VALVE , HYDRAULIC	
OPEN CENTER ( 3 Spool)	
S/N 15-42840 to 15-Current.....	140
CLOSED CENTER ( 3 Spool)	
S/N 15-42840 to 15-02516.....	138
S/N 15-02617 to 15-Current.....	139
WHEELS & TIRES	
S/N 15-42840 to 15-Current.....	152-153
WHEEL HUB, (Center & Wings)	
S/N 15-42840 to 15-46045.....	29
S/N 15-46046 to 15-Current.....	30
WINCH & COMPONENTS	
S/N 15-42840 to 15-01341.....	144
S/N 15-01342 to 15-Current.....	145
WINCH STAND & WINCH ASSEMBLY	
S/N 15-42840 to 15-44814.....	141
S/N 15-44815 to 15-46045.....	142
S/N 15-46046 to 15-Current.....	143

Continued Next Page

# NOTES

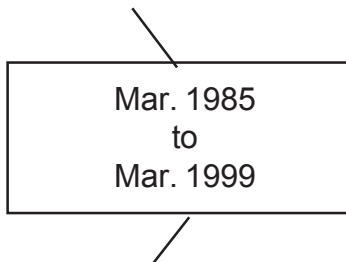
(This Page Left Blank for Notes)

# AG15-IV Flex Wing Rotary ARCHIVE BOOK INTRODUCTION

The AG15-IV Archive Book is a complete listing of Parts from the first Unit to the Present. The Production Dates, Serial Numbers, Special Notes and Descriptions are furnished to help find Replacement Parts. Dimension (if listed) are for Identification of Parts and MAY NOT be to Manufacturing Specification, Your measurements may vary some from dimensions listed. Some Parts may be changed and be different than parts listed. Some Modification may be required when replacing older parts. Match S/N's listed in the rear of this Book with the Ship Dates listed at the top of each Parts Page. This is because of the wide range of Model sizes using these S/N's, Note: in 1987 there was a S/N order Change from 5 digits to 4 digits, Production on this model ended March 2002

## PAGE EXAMPLE

Beginning Production Date

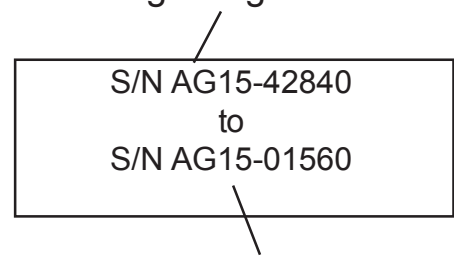


Ending Production Date

FRAME  
ASSEMBLY

Componets Listed This Page

Beginning S/N



Ending S/N

For ordering parts, following instructions are offered to help eliminate delay

1. The purchase order must include the Name, Address (Ship to Street Address) of the Person / Organization ordering the parts. Who / How Parts should be Billed. Name and Phone Number of a Contact Person at your end.
2. The Purchase Order must list clearly the correct Part Number of Part. Quantity of each Part wanted, Complete and correct Description of each Part. All Parts will be shipped as requested depending on availability and/or reasonability of request carrier / method.
3. Alamo Industrial reserves the right to substitute parts where applicable and change prices Without prior notice. Alamo Industrial also reserves the right to Ship Parts the most Reasonable way as determined by Alamo Industrial.
4. Some Parts are unlisted items, which are special production items not normally stocked or built for a limited / special use, These parts may be subject to special handling or cannot be priced till ordered. Always Request a quotation for such Parts before sending a purchase order.

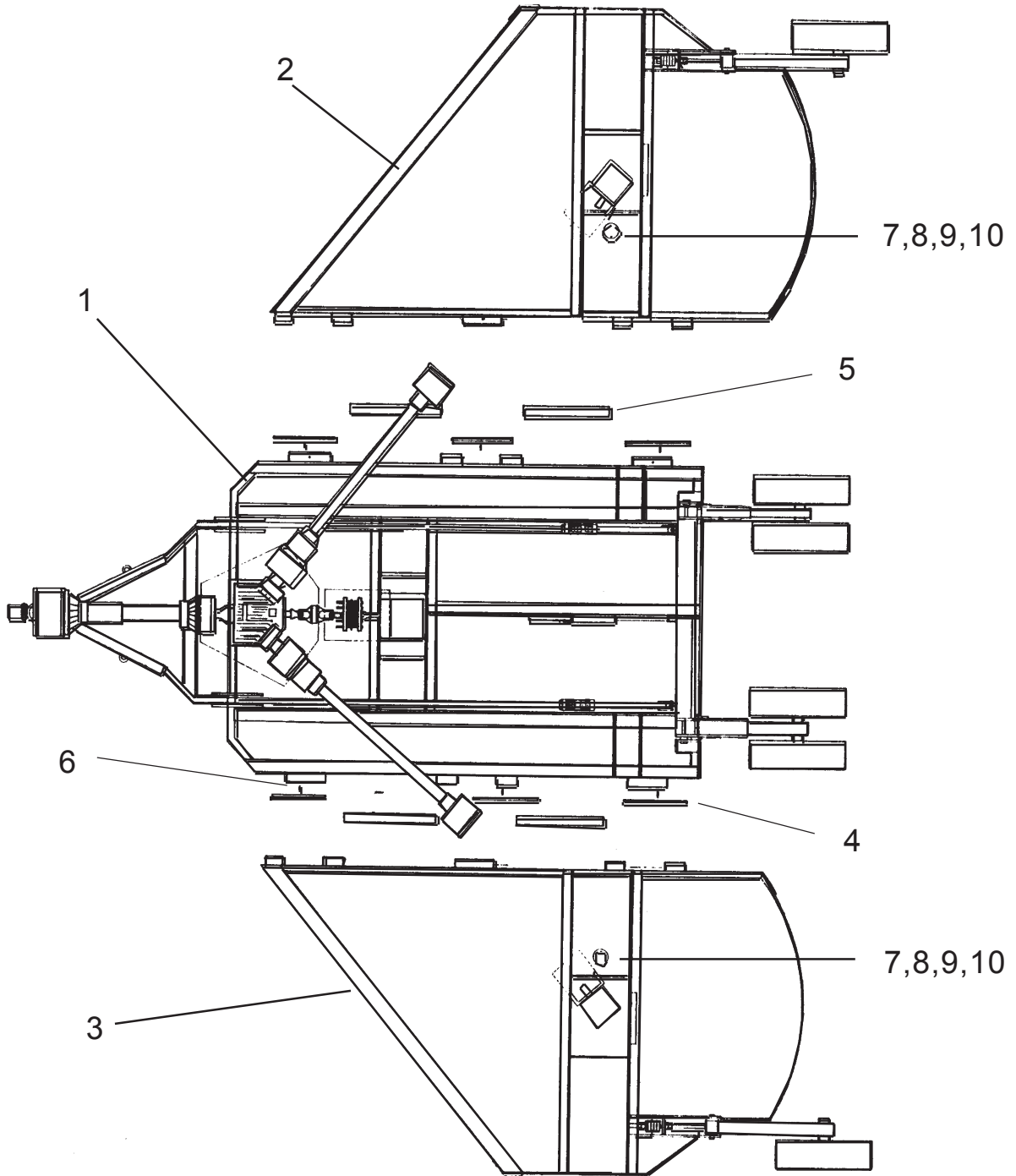


# NOTES

Mar. 1985  
to  
Current

# DECK & HINGE PINS CENTER & WINGS

S/N 15-42840  
to  
S/N 15-Current



Mar. 1985  
to  
Current

## DECK & HINGE PINS CENTER & WINGS

S/N 15-42840  
to  
S/N 15-Current

Item	Part No.	Qty	Description
1	00753697	--	Deck Weldment, Center, (S/N 15-42840 to 15-44814)
	00755010	--	Deck Weldment, Center, (S/N 15-44815 to 15-02111)
	00757601	--	Deck Weldment, Center, (S/N 15-02112 to 15-03696)
	00771651	--	Deck Weldment, Center, (S/N 15-03697 to 15-Current)
2	00754001	--	Deck Weldment, RH Wing, (S/N 15-42840 to 15-44814)
	00755033	--	Deck Weldment, RH Wing, (S/N 15-44815 to 15-02111)
	00757606	--	Deck Weldment, RH Wing, (S/N 15-02112 to 15-03696)
	00771652	--	Deck Weldment, RH Wing, (S/N 15-03697 to 15-Current)
3	00754002	--	Deck Weldment, LH Wing, (S/N 15-42840 to 15-44814)
	00755034	--	Deck Weldment, LH Wing, (S/N 15-44815 to 15-02126)
	00757607	--	Deck Weldment, LH Wing, (S/N 15-02112 to 15-03696)
	00771653	--	Deck Weldment, LH Wing, (S/N 15-03697 to 15-Current)
4	00751042	6	Hinge Pin
5	00752254	4	Filler Pipe for Hinge pin
6	00751107	6	Roll Pin, Hinge Pin Retaining
7	00747600	2	Cover, Blade Bolt Inspection
8	00004000	2	Wing Nut
9	00017000	2	Lockwasher
10	00024100	2	Flatwasher

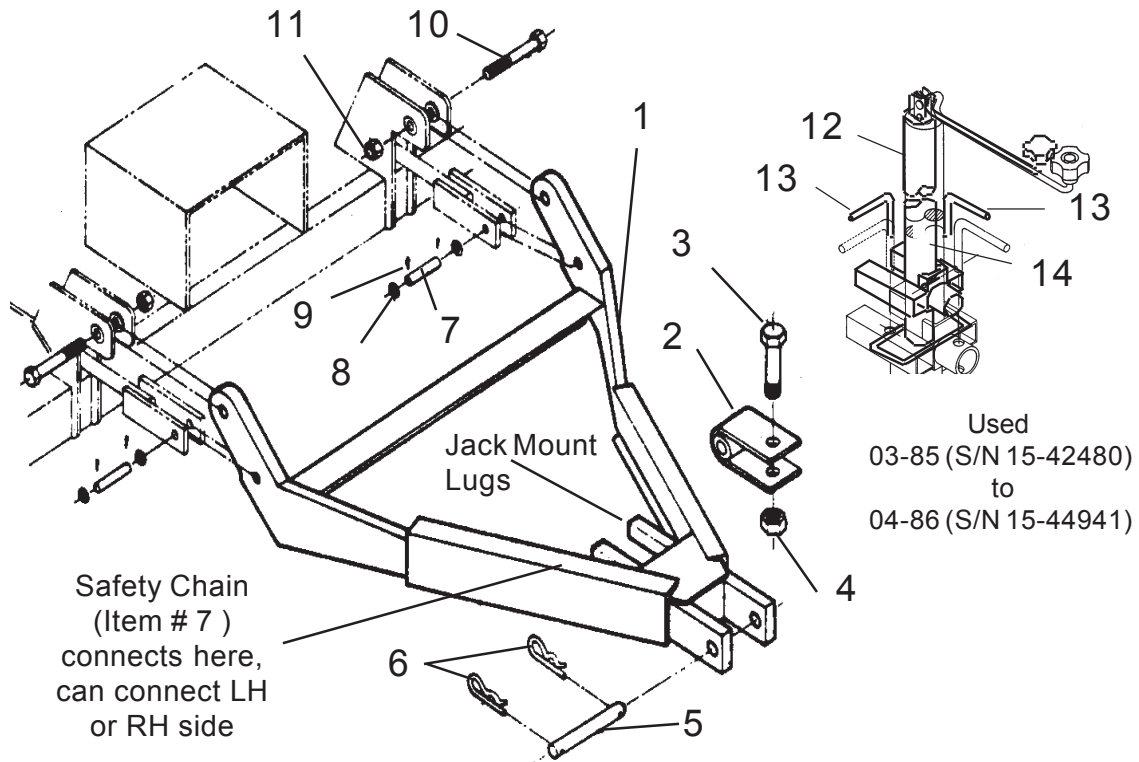
### NOTE:

Deck Weldments are Listed for Reference Only, Some  
MAY NOT be available as a replacement part, ALWAYS  
Check Price & Availability BEFORE ORDERING Deck Sec-  
tions as Replacement Parts.

Mar 1985  
To  
Apr. 1986

# TONGUE ASY STANDARD

S/N 15-42480  
To  
S/N 15-44941



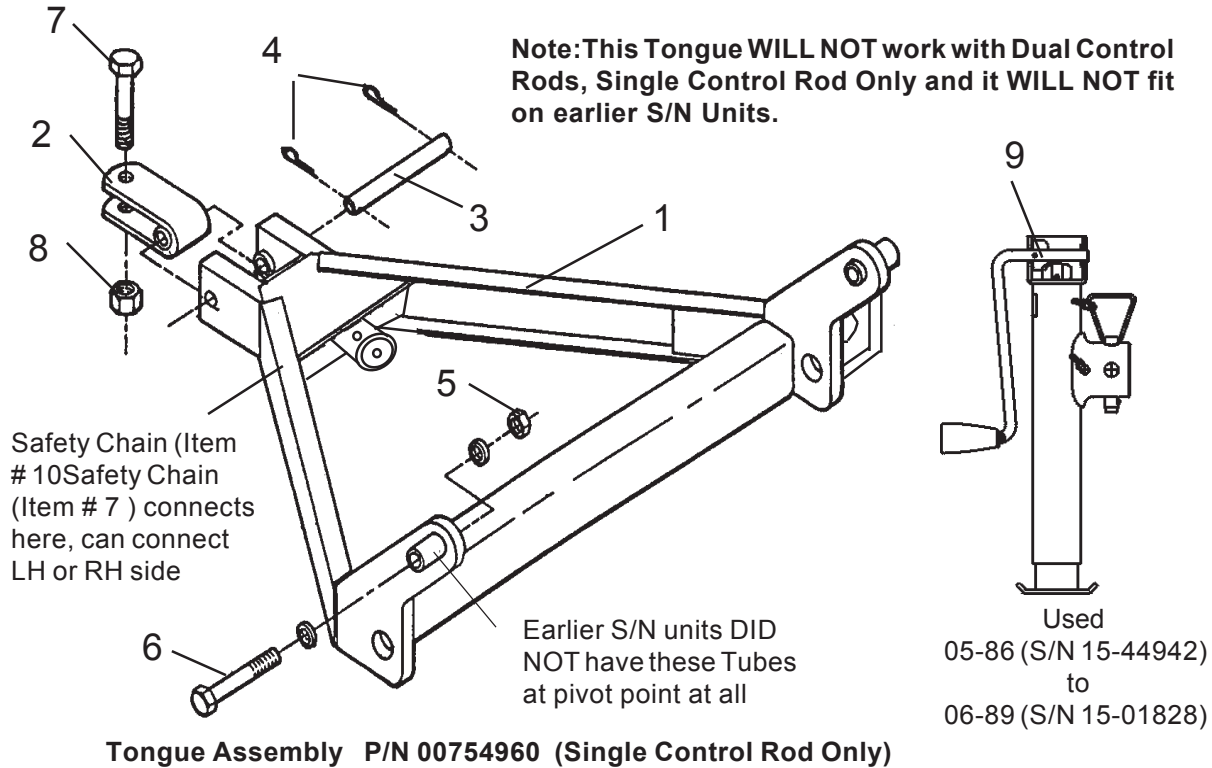
**Tongue Assembly P/N 00784003 (Dual Control Rod Only)**

Item	Part No.	Qty	Description
1	00753775	1	Tongue Weldment (Dual Control rod only)
2	00748807	1	Tongue Clevis Weldment
3	02712500	1	Bolt
4	02030300	1	Locknut
5	00752439	1	Pin (with 2 holes)
6	00008900	2	Pin, Hair Pin
7	00162803	2	Pin (with 2 holes)
8	00002701	4	Flat washer
9	00000400	4	Cotter Pin
10	00748786	2	Bolt
11	02030300	2	Nut
12	00751123	1	Parking Jack (used 03/85 to 04/86)
13	00749892	2	Jack retaining Pin
14	00751685	2	Clip, Hair Pin
15	00764515	1	Safety chain (Not Shown)

May 1986  
To  
Jun. 1989

# TONGUE ASY STANDARD

S/N 15-44942  
To  
S/N 15-01828

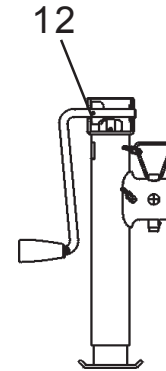
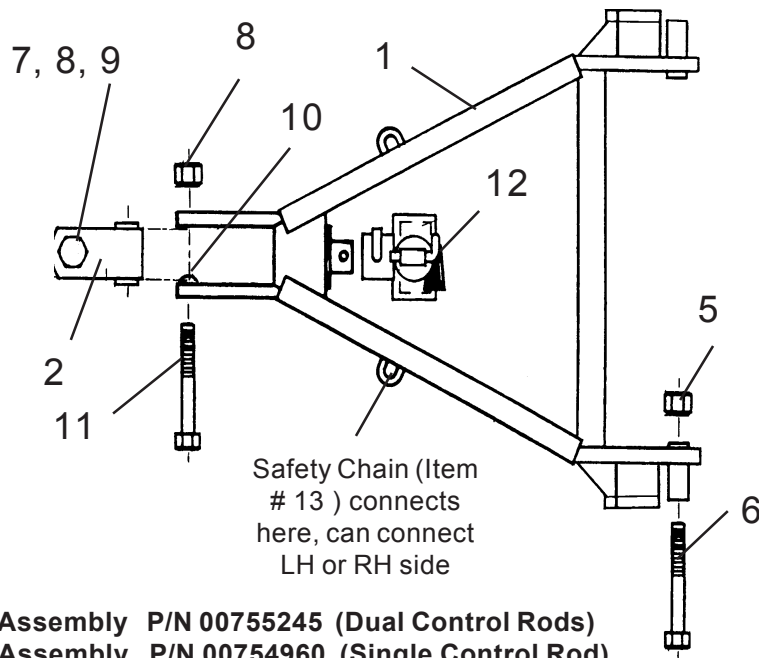


ITEM	PART NO.	QTY	DESCRIPTION
1	00755020	1	Tongue Weldment (Single Control rod only)
2	00748807	1	Tongue Clevis Weldment
3	00752439	1	Pin (with 2 holes)
4	00753975	2	Cotter Pin
5	02030300	2	Nut
6	00016700	2	Bolt
		Ref.-4	Flatwasher
7	02712500	1	Bolt
8	02030300	1	Nut
9	00755346	1	Parking Jack (used 05/86 to 01/88)
	00756655	1	Parking Jack (used 02/88 to 06/89)
	00749892	1	Jack retaining Pin
	00751685	1	Clip, Hair Pin
10	00764515	1	Safety chain (Not Shown)

Jul. 1989  
To  
Mar. 1996

# TONGUE ASY STANDARD

S/N 15-01829  
To  
S/N 15-03349



Used  
07-89 (S/N 15-01829)  
to  
03-96 (S/N 15-03349)

Tongue Assembly P/N 00755245 (Dual Control Rods)  
Tongue Assembly P/N 00754960 (Single Control Rod)

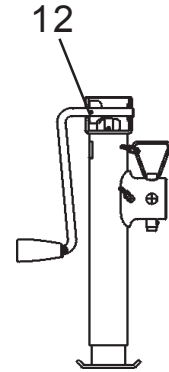
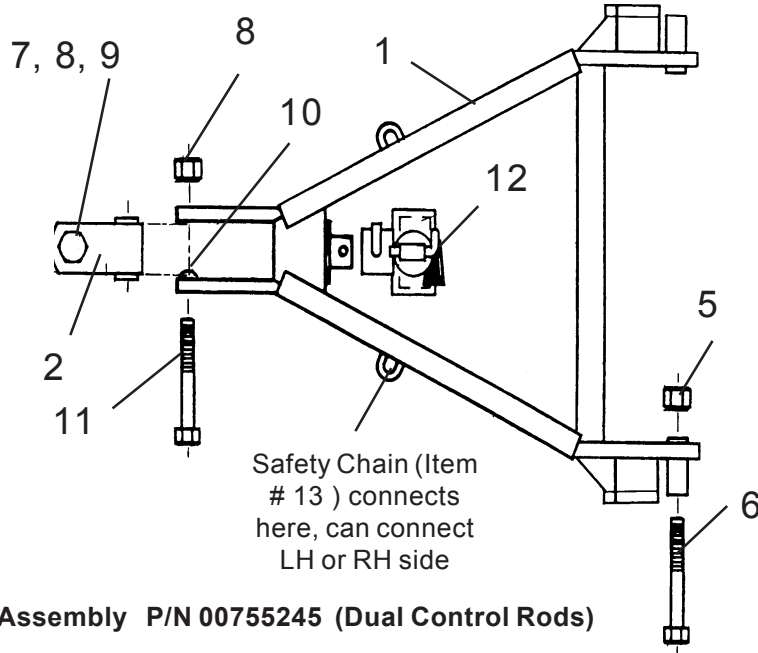
ITEM	PART NO.	QTY	DESCRIPTION
1	00755230	1	Tongue Weldment (Dual Control Rod) Shown
	00755020	1	Tongue Weldment (Single Control rod) Not Shown
2	00748807	1	Tongue Clevis Weldment
5	23511000	2	Nut
6	00760359	2	Bolt
7	02712500	1	Bolt
8	02030300	2	Nut
9	00748547	2	Flatwasher
10	00757478	1	Spring Washer
11	00016700	1	Bolt
12	00756655	1	Parking Jack (used 07/89 to 03/96)
	00749892	1	Jack retaining Pin
	00751685	1	Clip, Hair Pin
13	00764515	1	Safety chain (Not Shown)

NOTE: Dual Control Rods offered as an Option and Single Control Rod was Standard till March 1996 when Dual Control Rod Tongue only was used.

Apr. 1996  
To  
Current

# TONGUE ASY STANDARD

S/N 15-03350  
To  
S/N 15-Current



Used  
04-96 (S/N 15-03350)  
to  
(END PRODUCTION)

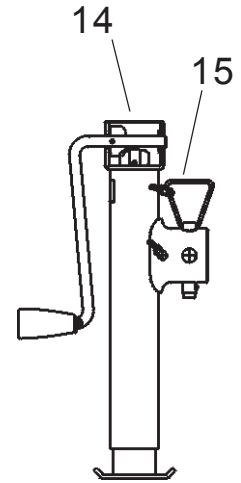
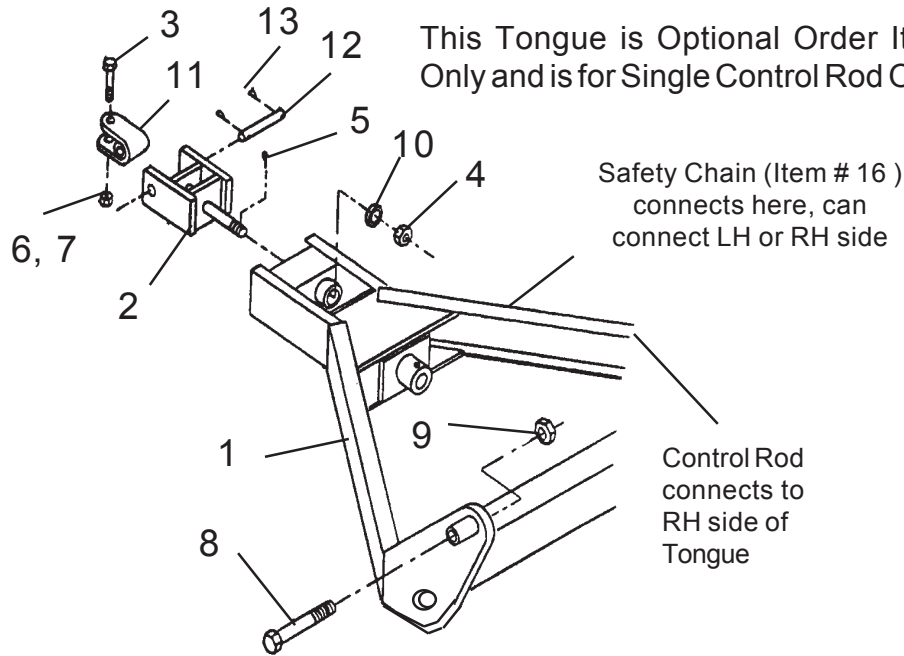
**Tongue Assembly P/N 00755245 (Dual Control Rods)**

ITEM	PART NO.	QTY	DESCRIPTION
	<b>00755245</b>	–	<b>Tongue Assembly (Dual Control Rod)</b>
1	00755230	1	Tongue Weldment (Dual Control Rod)
2	00748807	1	Tongue Clevis Weldment
5	23511000	2	Nut
6	00760359	2	Bolt
7	02712500	1	Bolt
8	02030300	1	Nut
9	00748547	2	Flatwasher
10	00757478	1	Spring Washer
11	00016700	1	Bolt
12	00756655	1	Parking Jack (used 04/96 to 05/00)
	00772391	1	Parking Jack (used 06/00 to Current)
	00749892	1	Jack Retaining Pin
	00751685	1	Clip, Hair Pin
13	00764515	1	Safety chain (Not Shown)

Feb 1986  
To  
Apr. 1990

# TONGUE ASY SWIVEL OPTION

S/N 15-44406  
To  
S/N 15-02015



Used  
02-86 (S/N 15-44406)  
to  
04-90 (S/N 15-02015)

**Tongue Assembly P/N 00756525 (Single Control Rod)**

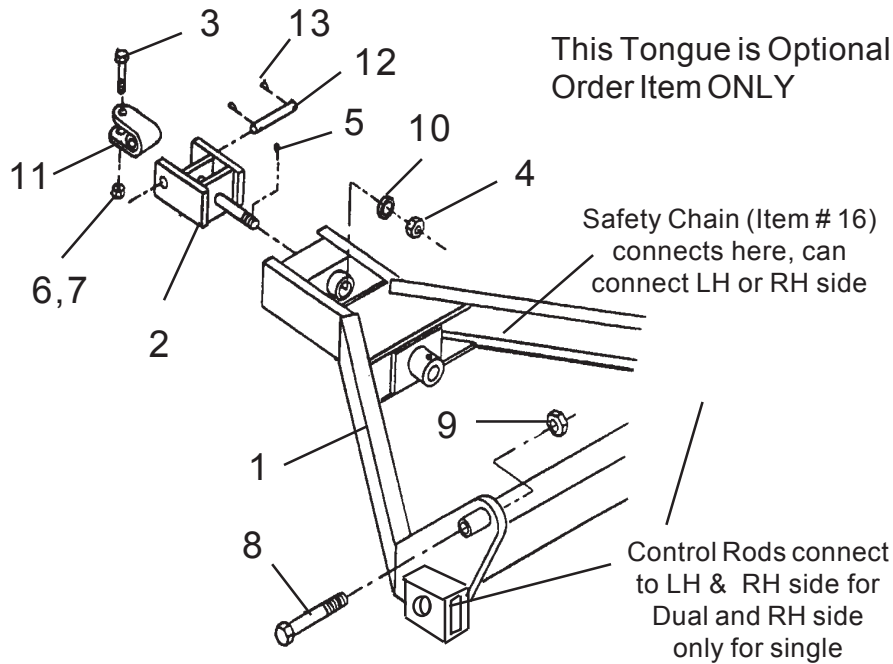
ITEM	PART NO.	QTY	DESCRIPTION
	<b>00756525</b>	-	<b>Tongue Assembly (Single Control Rod)</b>
1	00756526	1	Tongue Weldment (swivel option)
2	00754328	1	Hitch Weldment
3	07125000	1	Bolt
4	5E20120	1	Nut
5	00606000	1	Cotter Pin
6	02030300	1	Nut
7	00748547	2	Flatwashers
8	00016700	2	Bolt
9	02030300	2	Nut
10	00755623	2	Flatwasher
11	00748807	1	Tongue Clevis
12	00752439	1	Tongue Clevis Pin
13	00753975	2	Cotter Pin
14	00756655	1	Parking Jack
15	00749892	1	Jack Retaining Pin
	00751685	1	clip, Hair Pin
16	00764515	1	Safety chain (Not Shown)



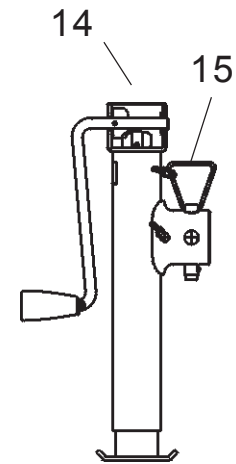
May 1990  
To  
May 1994

## TONGUE ASY SWIVEL OPTION

S/N 15-02016  
To  
S/N 15-03165



**Tongue Assembly P/N 00758930 (Dual Control Rods)**



Used  
05-90 (S/N 15-02016)  
to  
05-94 (S/N 15-03165)

ITEM	PART NO.	QTY	DESCRIPTION
	<b>00758930</b>	-	<b>Tongue Assembly (Dual Control Rod)</b>
1	00758806	1	Tongue Weldment
2	00754328	1	Hitch Weldment
3	07125000	1	Bolt
4	5020120	1	Nut
5	00606000	1	Cotter Pin (for item # 4)
6	02030300	1	Nut (for item # 3)
7	00748547	2	Flatwashers
8	00016700	2	Bolt
9	02030300	2	Nut (for item # 8)
10	00755623	2	Flatwasher
11	00748807	1	Tongue clevis
12	00016700	1	Bolt
13	02030300	1	Nut
14	00756655	1	Parking Jack (used 05/90 to 05/94)
15	00749892	1	Jack Retaining Pin
	00751685	1	clip, Hair Pin
16	00764515	1	Safety chain (Not Shown)

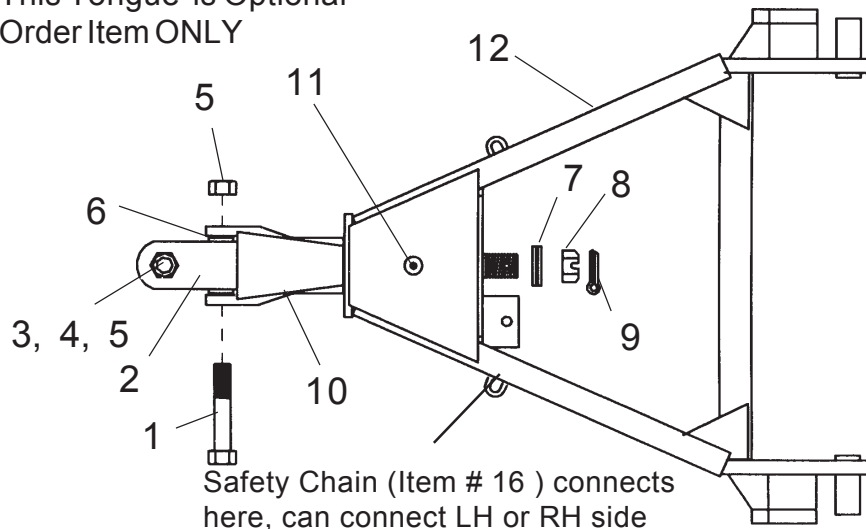
This Tongue has been replaced as an Assembly by # 00753574 assembly, As an assembly replacement order later assembly BUT parts WILL NOT INTERCHANGE only Assemblies.

Jun. 1994  
To  
Current

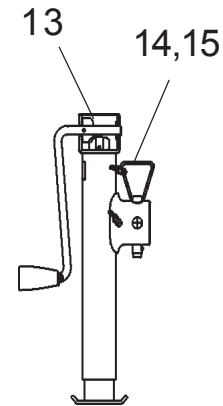
# TONGUE ASY SWIVEL OPTION

S/N 15-03166  
To  
S/N 15-Current

This Tongue is Optional  
Order Item ONLY



**Tongue Assembly P/N 00753574 (Dual Control Rods)**



Used  
06-94 (S/N 15-03166)  
to  
(END PRODUCTION)

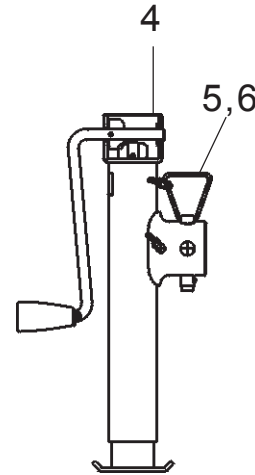
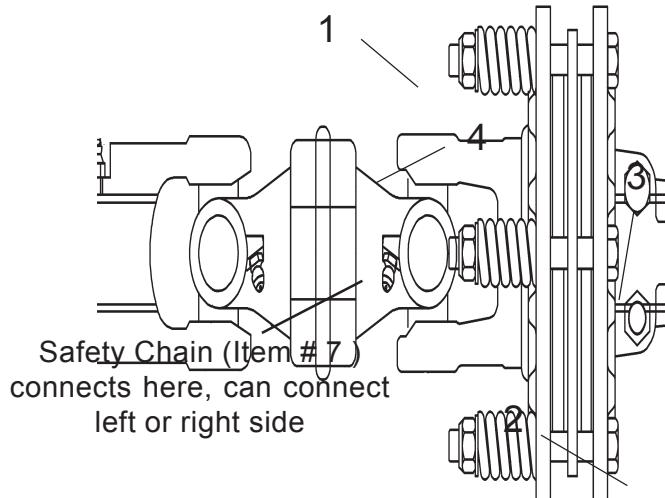
ITEM	PART NO.	QTY	DESCRIPTION
	<b>00763574</b>	-	<b>Tongue Assembly (Dual Control Rod)</b>
1	00755305	1	Bolt
2	00748807	1	Clevis Weldment
3	02712500	1	Bolt
4	00748547	3	Case Hardened Flatwashers
5	02030300	2	Locknut
6	00757478	2	Spring Washer
7	00759941	2	Flatwashers
8	5D2460	1	Slotted Nut
9	165024	1	Cotter Pin
10	00759878	1	Wldmt. Tongue Clevis
11	00003500	1	Grease Fitting
12	00763251	1	Tongue Weldment
13	00756655	1	Parking Jack (used 06/94 to 05/00)
	00772391	1	Parking Jack (used 06/00 to Current)
14	00749892	1	Jack Retaining Pin
15	00751685	1	clip, Hair Pin
16	00764515	1	Safety chain (Not Shown)

Apr. 1988  
To  
Jun. 1989

## TONGUE ASY BALL HITCH OPTION

S/N 15-01392  
To  
S/N 15-01828

This Tongue is Optional Order Item Only,  
Only Single Control Rod Used. Dual  
Control Rod WAS NOT an Option



Used  
04-88 (S/N 15-01392)  
to  
06-89 (S/N 15-01828)

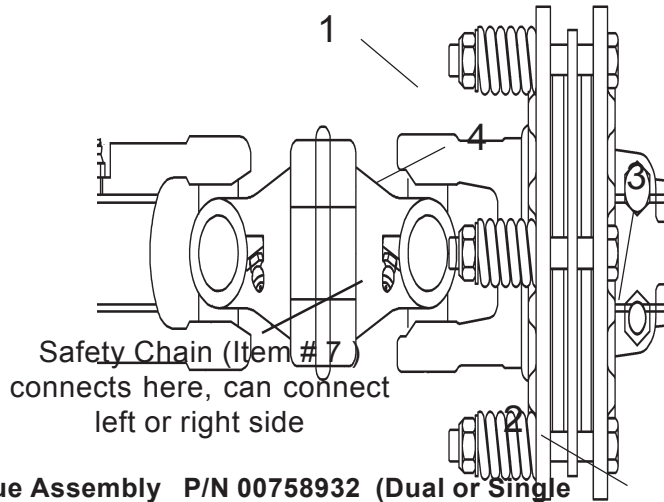
ITEM	PART NO.	QTY	DESCRIPTION
1	00755149	1	Tongue Weldment (Single Control Rods)
2	00760359	2	Hex Bolt
3	02030300	2	Nut
4	00756655	1	Parking Jack (used 04/88 to 06/89)
5	00749892	1	Jack retaining Pin
6	00751685	1	Clip, Hair Pin
7	00764515	1	Safety chain (Not Shown)
8	00758938	1	Hitch Ball (Not Shown)

July 1989  
To  
Current

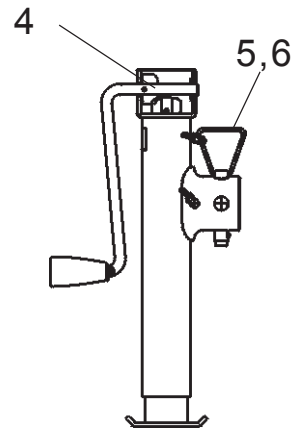
# TONGUE ASY BALL HITCH OPTION

S/N 15-01829  
To  
S/N 15-Current

This Tongue is Optional Order Item Only, Only Single Control Rod Used.  
Dual Control Rod WAS NOT an Option



**Tongue Assembly P/N 00758932 (Dual or Single Control Rods)**



Used  
07-89 (S/N 15-01829)  
to  
(END PRODUCTION)

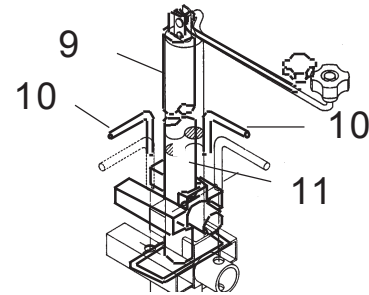
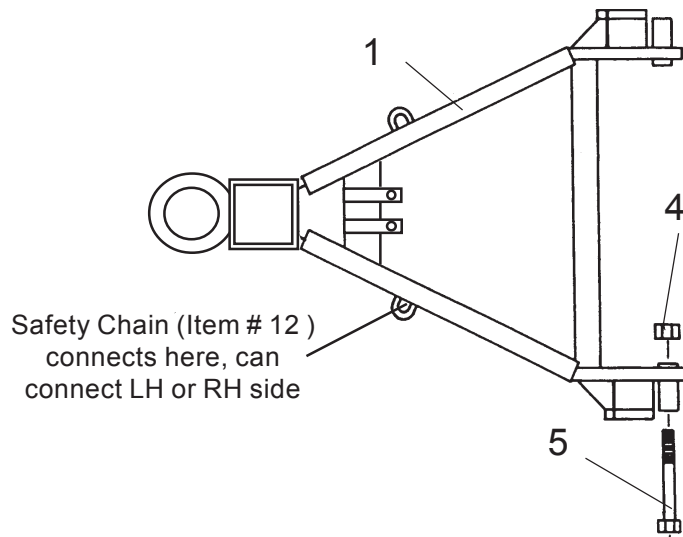
ITEM	PART NO.	QTY	DESCRIPTION
	<b>00758932</b>	<b>1</b>	<b>Tongue Assembly, Captive Ball Hitch (Dual /Single Control Rod)</b>
1	00755340	A/R	Tongue Weldment (Dual Control Rods)
	00755149	A/R	Tongue Weldment (Single Control Rods)
2	00760359	2	Hex Bolt
3	02030300	2	Nut
4	00756655	1	Parking Jack (used 07/89 to 05/00)
	00772391	1	Parking Jack (used 06/00 to Current)
5	00749892	1	Jack retaining Pin
6	00751685	1	Clip, Hair Pin
7	00764515	1	Safety chain (Not Shown)
8	00758938	1	Hitch Ball (Not Shown)

Mar 1985  
To  
Apr. 1986

# TONGUE ASY PINTLE HITCH OPTION

S/N 15-42840  
To  
S/N 15-44941

This Tongue is Optional Order Item Only



Used  
03-85 (S/N 15-42840)  
to  
04-86 (S/N 15-44941)

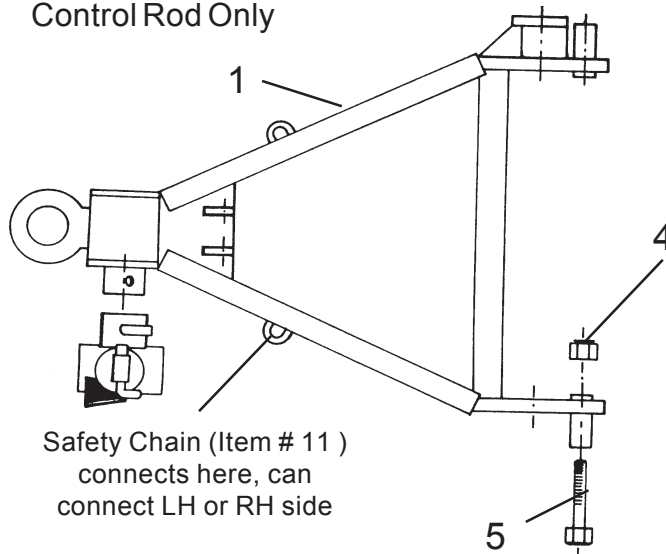
ITEM	PART NO.	QTY	DESCRIPTION
1	00754436	1	Tongue Weldment, Pintle (Dual Control rod only)
2	00752283	A/R	Pintle Hitch (Not Shown)
3	00755464	A/R	Swivel Pintle Hitch (Not Shown)
4	02030300	2	Nut
5	00748786	2	Bolts
6	_____	4	Flat Washer (reference)
7	02712500	1	Bolt (reference)
8	02030300	1	Nut (reference)
9	00751123	1	Parking Jack (used 03/85 to 04/86)
10	00749892	1	Jack retaining Pin
11	00751685	2	Clip, Hair Pin
12	00764515	1	Safety chain (Not Shown)

May 1986  
To  
Jun. 1989

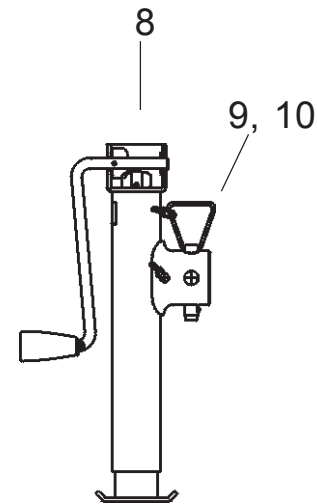
# TONGUE ASY PINTLE HITCH OPTION

S/N 15-44942  
To  
S/N 15-01828

This Tongue is Optional  
Order Item Only. Single  
Control Rod Only



Safety Chain (Item # 11 )  
connects here, can  
connect LH or RH side



Used  
05-86 (S/N 15-44942)  
to  
06-89 (S/N 15-01828)

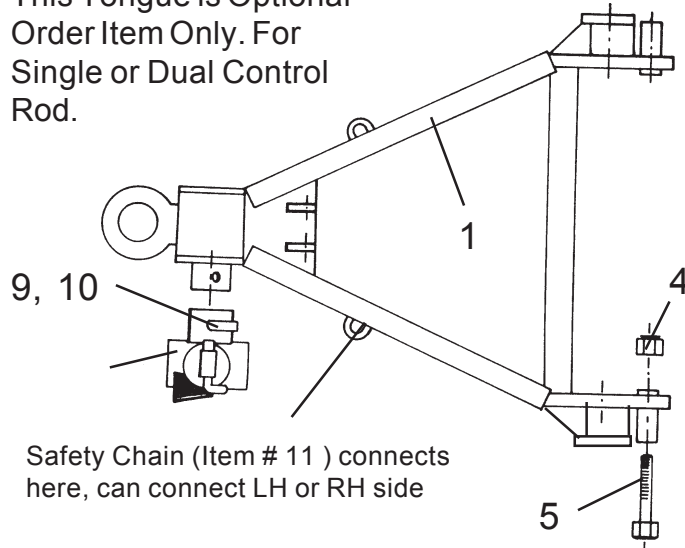
ITEM	PART NO.	QTY	DESCRIPTION
1	00755150	1	Tongue Weldment, Pintle (Single Control Rod)
2	00752283	1	Pintle Hitch (Not Shown)
3	00755464	1	Swivel Pintle Hitch (Not Shown)
4	02030300	2	Nut
5	00016700	2	Bolt
	-----	4	Flatwasher (reference)
6	02712500	1	Bolt
7	02030300	1	Nut
8	00755346	1	Parking Jack (used 05/86 to 01/88)
	00756655	1	Parking Jack (used 02/88 to 06/89)
9	00749892	1	Jack retaining Pin
10	00751685	1	Clip, Hair Pin
11	00764515	1	Safety chain (Not Shown)

July 1989  
To  
Current

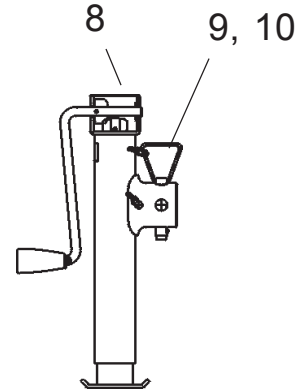
# TONGUE ASY PINTLE HITCH OPTION

S/N 15-01829  
To  
S/N 15-Current

This Tongue is Optional  
Order Item Only. For  
Single or Dual Control  
Rod.



Safety Chain (Item # 11 ) connects  
here, can connect LH or RH side



Used  
07-89 (S/N 15-01829)  
to  
(END PRODUCTION)

ITEM	PART NO.	QTY	DESCRIPTION
1	00758925	1	Tongue Weldment, Pintle (Single/Dual Control Rod)
2	00752283	1	Pintle Hitch (Not Shown)
3	00755464	1	Swivel Pintle Hitch (Not Shown)
4	02030300	2	Nut
5	00016700	2	Bolt
	-----	4	Flatwasher (reference)
6	02712500	1	Bolt
7	02030300	1	Nut
8	00756655	1	Parking Jack (used 07/89 to 05/00)
	00772391	1	Parking Jack (used 06/00 to Current)
9	00749892	1	Jack retaining Pin
10	00751685	1	Clip, Hair Pin
11	00764515	1	Safety chain (Not Shown)

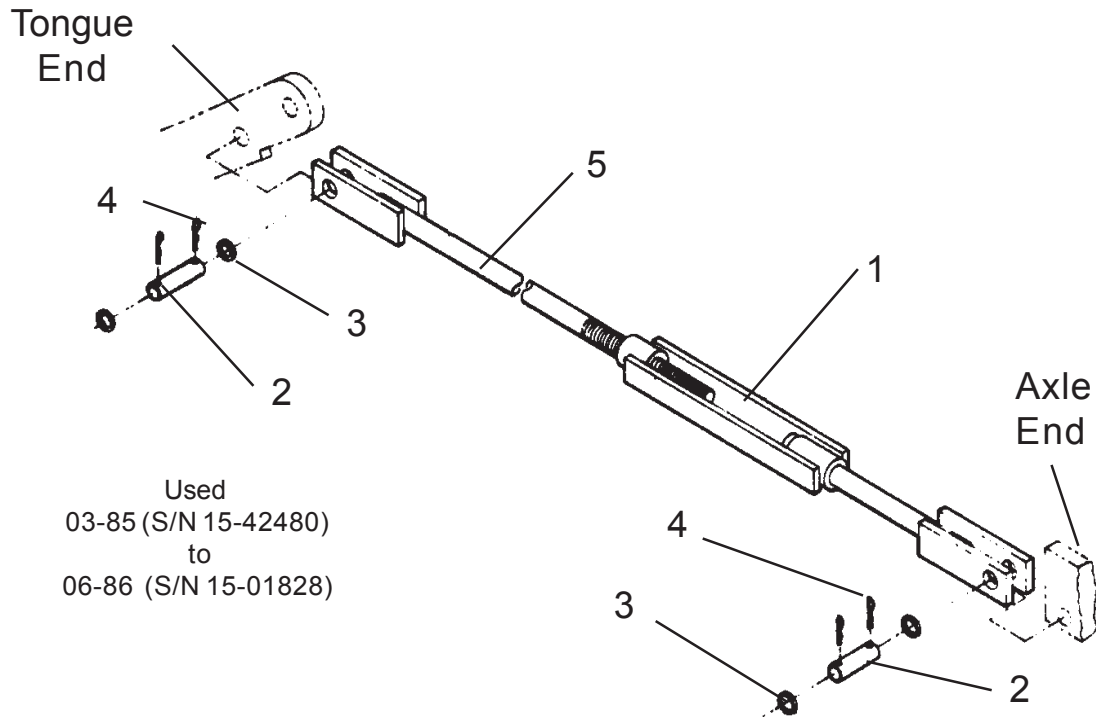
Mar. 1985  
to  
Apr. 1986

# LEVEL LIFT SYSTEMS

## Control Rods

### P/N 00754038

S/N 15-42840  
to  
S/N 15-44814



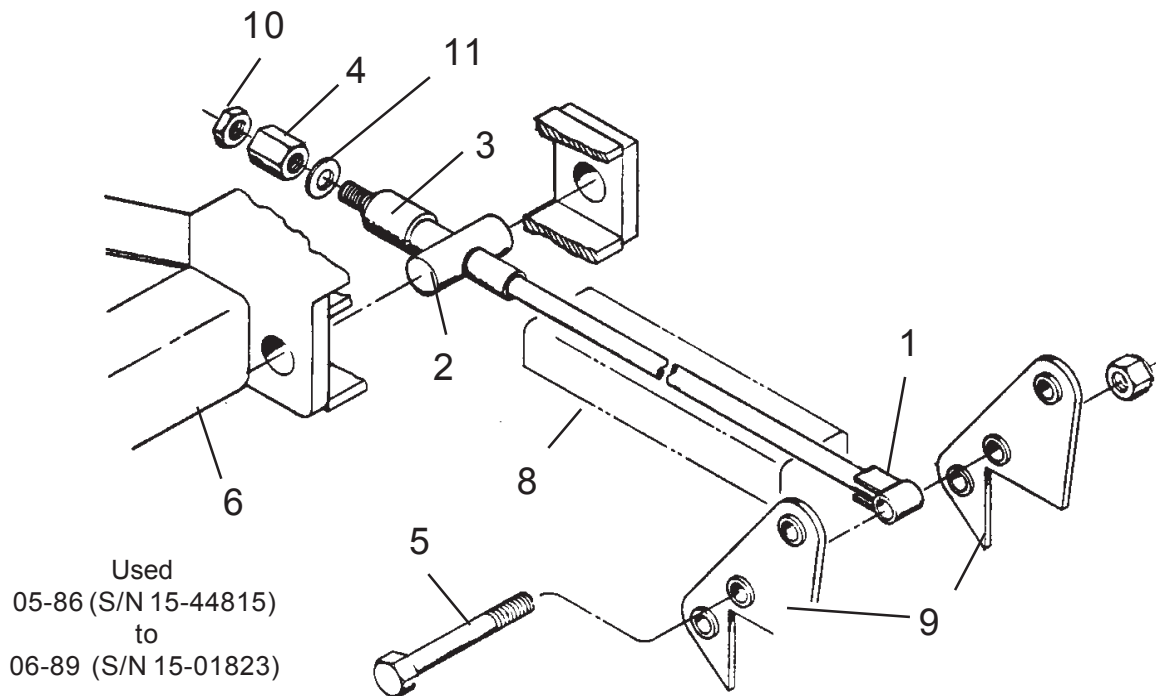
Item	Part No.	Qty	Description
1	00753792	1	Level Rod Weldment, Rear
2	00162803	2	Pin
3	00002701	4	Flatwasher
4	00000400	4	Cotter Pin
5	00753789	1	Level Rod Weldment, Front
6	-----	Ref	Tongue Weldment (Not Shown, Ref Only)
7	-----	Ref	Center Section Weldment (Not Shown, Ref Only)
8	-----	Ref	Center Axle Weldment (Not Shown, Ref Only)



May 1986  
to  
Jun 1989

# LEVEL LIFT ASY Control Rods

S/N 15-44815  
to  
S/N 15-01823

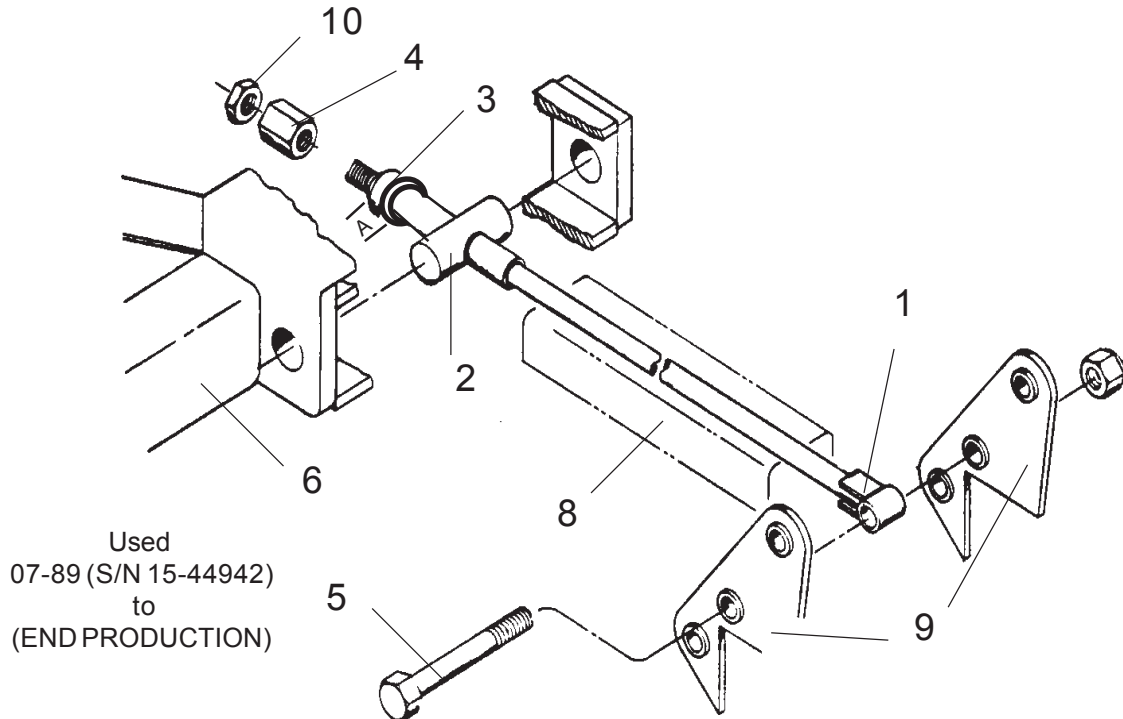


Item	Part No.	Qty	Description
1	00755021	1	Level Rod Weldment (112" Long)
2	00755044	1	Swivel Bar - Level Lift
3	00755264	1	Bushing Weldment (A Dim. 2-1/2" Long)
4	00754949	1	Hex Nut, Special Long
5	00755305	1	Bolt
6	00755020	Ref	Tongue Weldment
8	00755010	Ref	Center Section Weldment
9	00754974	Ref	Center Axle Weldment
10	23511000	1	Nut Jam Nut
11	02822500	1	Flatwasher

Jul. 1989  
To  
Current

## LEVEL LIFT ASY Control Rods

S/N 15-01824  
To  
S/N 15-Current



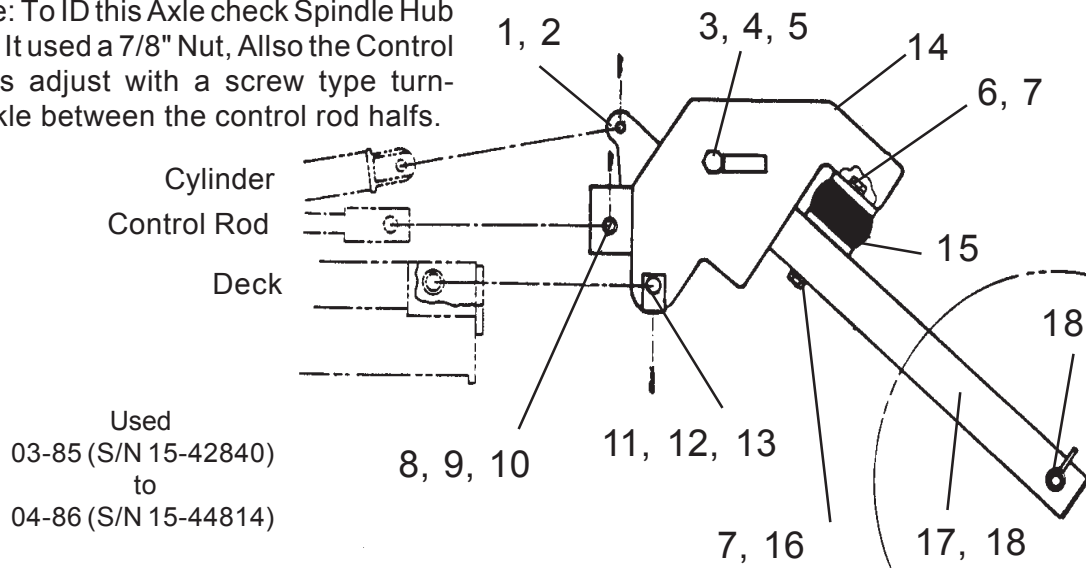
Item	Part No.	Qty	Description
1	00758831	1	Level Rod Weldment (110" Long)
2	00755044	1	Swivel Bar - Level Lift
3	00758833	1	Bushing Weldment (A Dim. 1/2" Long)
4	00754949	1	Hex Nut, Special Long
5	00755305	1	Bolt
6	00755020	Ref	Tongue Weldment
8	00755010	Ref	Center Section Weldment
9	00754974	Ref	Center Axle Weldment
10	23511000	1	Nut, Jam Nut

Mar. 1985  
To  
Apr. 1986

## AXLE ASY CENTER

S/N 15-42840  
To  
S/N 15-44814

Note: To ID this Axle check Spindle Hub Nut, It used a 7/8" Nut, Also the Control Rods adjust with a screw type turnbuckle between the control rod halves.



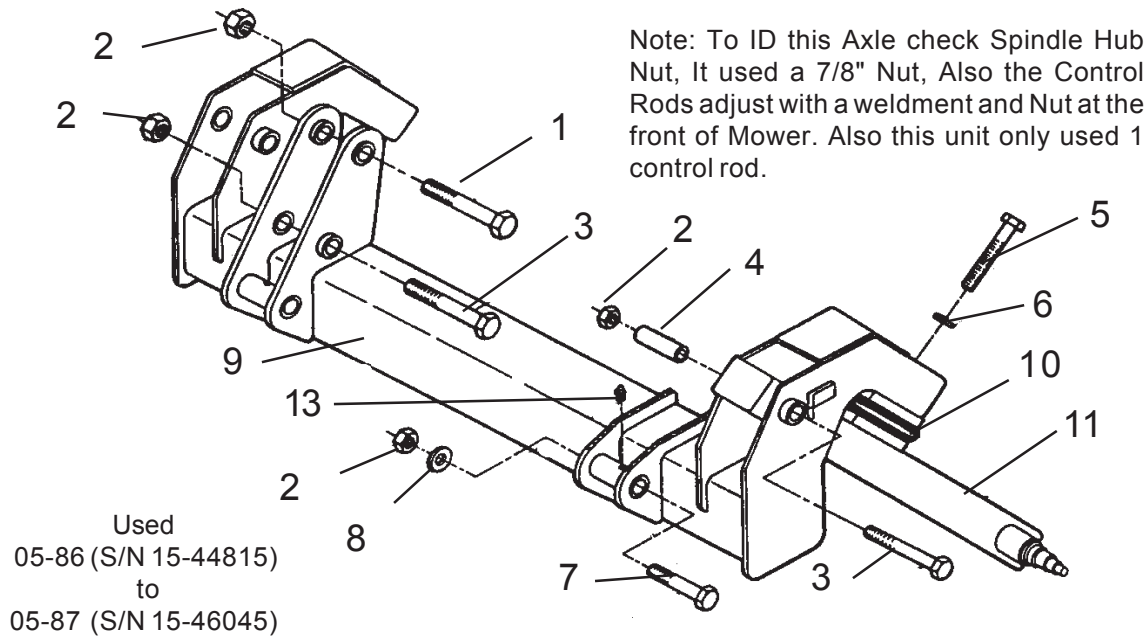
Used  
03-85 (S/N 15-42840)  
to  
04-86 (S/N 15-44814)

Item	Part No.	Qty	Description
1	02020800	2	Clevis Pin
2	00606000	2	Cotter Pin
3	00750477	2	Bolt
4	02030300	2	Nut
5	00753803	2	Bushing
6	00752255	2	Bolt
7	00001300	4	Lockwasher
8	00162803	2	Pin
9	00002701	4	Flatwasher
10	00000400	4	Cotter Pin
11	00754042	2	Pin Weldment
12	02822500	2	Flatwasher
13	00606000	2	Cotter Pin
14	00753707	1	Axle Weldment, Center
15	00751035	2	Rubber Disc
16	02774400	2	Bolt
17	00754060	2	Axle Arm Weldment, Dual (RH or LH)
	00754061	1	Axle Arm Weldment, Single (RH only)
	00754062	1	Axle Arm Weldment, Single (LH only)
18	00752753	A/R	Wheel Hub Assembly (Not Shown)

May 1986  
To  
May 1987

## AXLE ASY CENTER

S/N 15-44815  
To  
S/N 15-46045

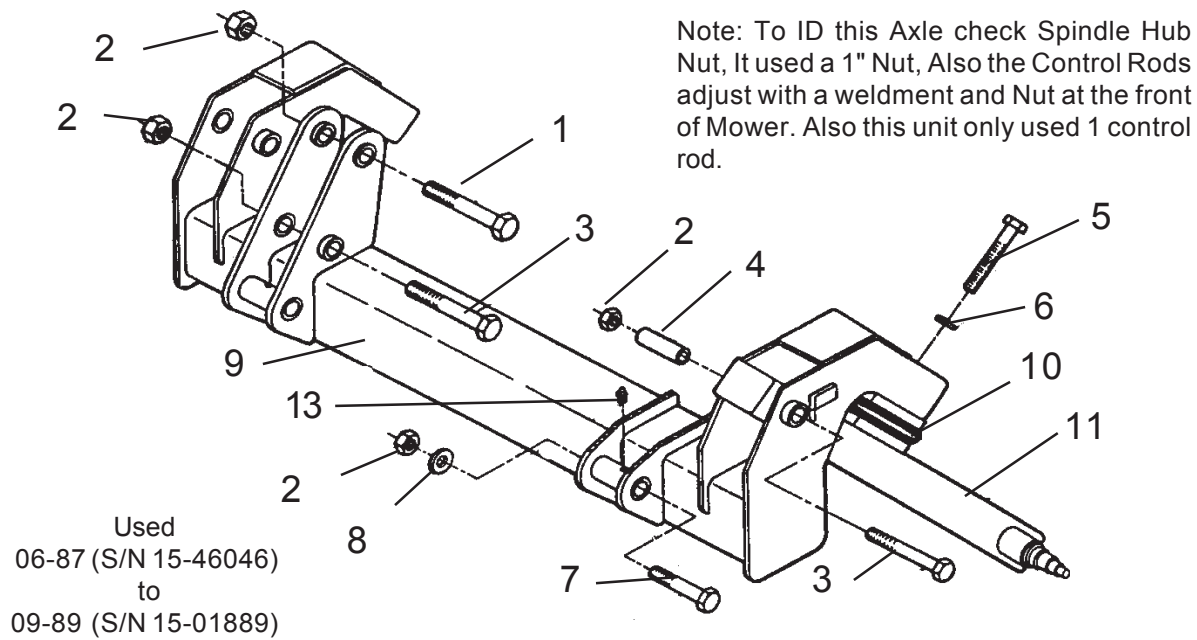


ITEM	PART NO.	QTY	DESCRIPTION
1	00755076	2	Bolt
2	02030300	6	Nut
3	00750477	2	Bolt
4	00753803	2	Bushing
5	00752255	2	Bolt
6	00001300	2	Lockwasher
7	00016700	2	Bolt
8	02822500	2	Flatwasher
9	00754974	1	Axle Weldment (Center)
10	00751035	2	Rubber Disc
11	00754977	AR	Axle Arm Weldment, Dual (RH or LH)
	00755133	AR	Axle Arm Weldment, Single (RH only)
	00755134	AR	Axle Arm Weldment, Single (LH only)
13	00003500	2	Grease Fitting
14	00752753	A/R	Wheel Hub Assembly (Not Shown)

Jun. 1987  
To  
Sep. 1989

## AXLE ASY CENTER

S/N 15-46046  
To  
S/N 15-01889



ITEM	PART NO.	QTY	DESCRIPTION
1	00755076	2	Bolt
2	02030300	6	Nut
3	00750477	2	Bolt
4	00753803	2	Bushing
5	00752255	2	Bolt
6	00001300	2	Lockwasher
7	00016700	2	Bolt
8	02822500	2	Flatwasher
9	00754974	1	Axle Weldment (Center)
10	00751035	2	Rubber Disc
11	00756445	AR	Axle Arm Weldment, Dual (RH or LH)
	00756438	AR	Axle Arm Weldment, Single (RH only)
	00756439	AR	Axle Arm Weldment, Single (LH only)
13	00003500	2	Grease Fitting
14	00757241	A/R	Wheel Hub Assembly (Not Shown)

Oct. 1989  
To  
Nov. 1990

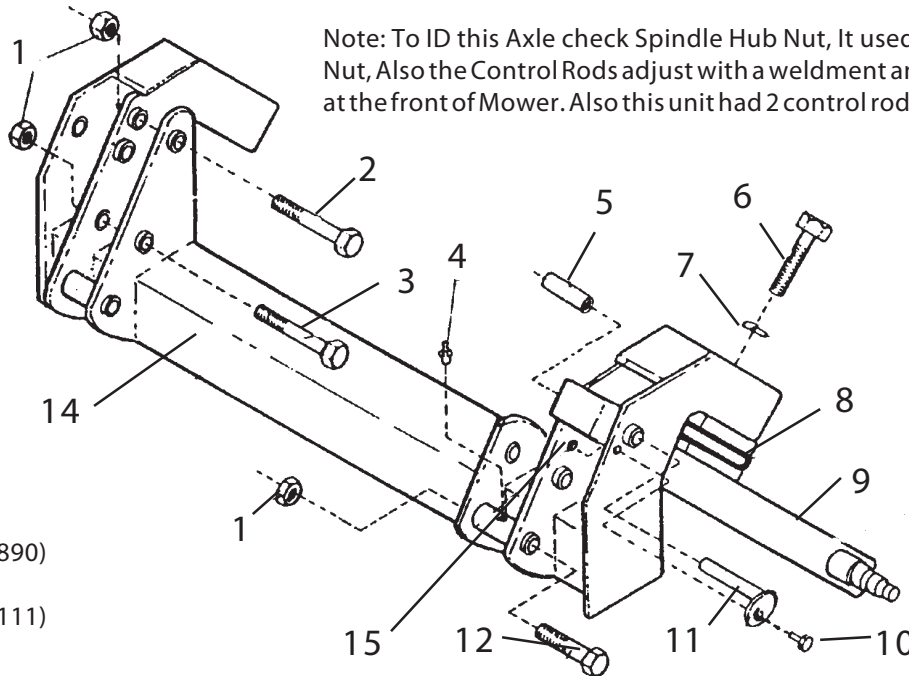
## AXLE ASY CENTER

S/N 15-01890  
To  
S/N 15-02111

Note item # 8:  
There is a Square  
Steel Pad welded  
to axle arm here  
for rubber Disk to  
ride on.

Note: To ID this Axle check Spindle Hub Nut, It used a 1"  
Nut, Also the Control Rods adjust with a weldment and Nut  
at the front of Mower. Also this unit had 2 control rod option

Used  
10-89 (S/N 15-01890)  
to  
11-90 (S/N 15-02111)



ITEM	PART NO.	QTY	DESCRIPTION
1*	02030300	5	Nut
2	00760359	2	Bolt
3*	00755305	2	Bolt
4	00003500	2	Grease Fitting
5	00753803	2	Bushing
6	00749171	2	Bolt
7	00001300	2	Lockwasher
8	00751035	2	Rubber Mount Disk
9	00756445	AR	Axle Arm Weldment, Dual (RH or LH)
	00756438	AR	Axle Arm Weldment, Single (RH only)
	00756439	AR	Axle Arm Weldment, Single (LH only)
10	00748823	2	Bolt
11	00757577	2	Pin - Axle Wldmt.
12	00760359	2	Bolt
13	02822500	2	Flatwasher (used between 1 & 12)
14	00758041	AR	Axle Weldment, Center (Dual Control Rods)
	00754974	AR	Axle Weldment, Center (Dual Control Rods)
15	00001800	2	Locknut TLM 1/2 NC PLC
16	00757241	A/R	Wheel Hub Assembly (Not Shown)

\* Items # 1 & # 3 above are for Single Control Rod, If Dual Control Rods  
increase Item # 1 Qty to 6 & Item # 3 Qty to 3 .

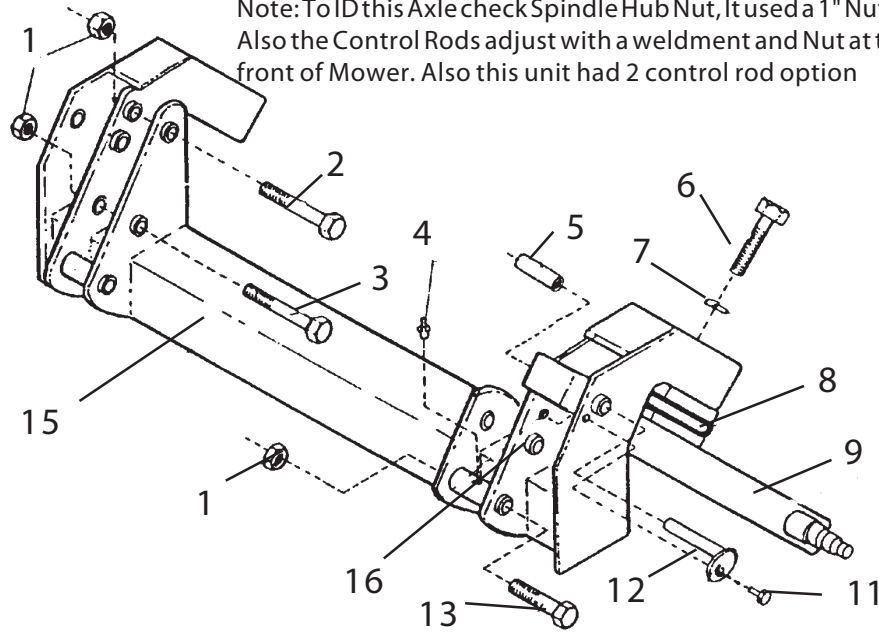
Dec. 1990  
To  
Feb. 1996

# AXLE ASY CENTER

S/N 15-02112  
To  
S/N 15-03647

Note item # 8: There is NOT a Square Steel Pad welded to axle arm here for rubber Disk to ride on it was on previous S/N models. Also Pivot point was widened to 6-3/8" and Pin Item # 12 is 8-1/2" long

Note: To ID this Axle check Spindle Hub Nut, It used a 1" Nut, Also the Control Rods adjust with a weldment and Nut at the front of Mower. Also this unit had 2 control rod option



Used  
12-90 (S/N 15-02112)  
to  
02-96 (S/N 15-03647)

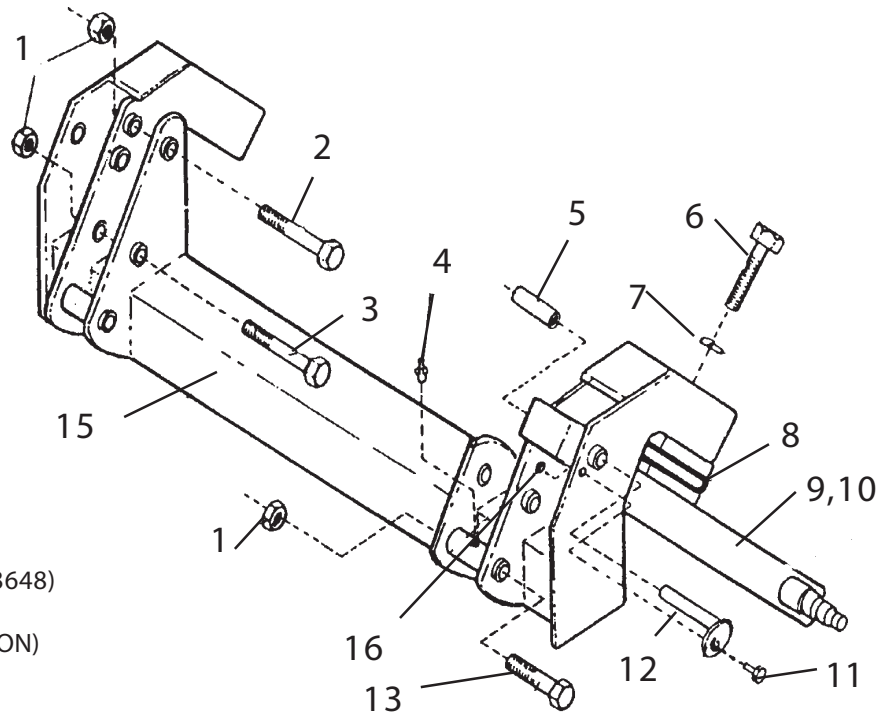
ITEM	PART NO.	QTY	DESCRIPTION
1*	02030300	5*	Nut
2	00760359	2	Bolt
3*	00755305	2**	Bolt
4	00003500	2	Grease Fitting
5	00757580	2	Bushing
6	00749171	2	Bolt
7	00001300	2	Lockwasher
8	00751035	2	Rubber Mount Disk
9	00757647	A/R	Axle Arm Weldment, Dual (RH or LH)
	00757646	A/R	Axle Arm Weldment, Single (RH or LH)
11	02030700	2	Bolt
12	00757577	2	Pin - Axle Wldmt.
13	00760359	2	Bolt
15	00757648	A/R	Axle Weldment, Center (Dual Control Rods)
	00754974	A/R	Axle Weldment, Center (Single Control Rods)
16	00001800	2	Locknut TLM 1/2 NC PLC
17	00757241	A/R	Wheel Hub Assembly (Not Shown)

\* Items # 1 & # 3 above are for Single Control Rod, If Dual Control Rods increase Item # 1 Qty to 6 & Item # 3 Qty to 3.

Mar. 1996  
To  
Current

# AXLE ASY CENTER

S/N 15-03648  
To  
S/N 15-Current



Used  
03-96 (S/N 15-03648)  
to  
(ENDPRODUCTION)

ITEM	PART NO.	QTY	DESCRIPTION
1*	02030300	5	Nut
2	00760359	2	Bolt
3*	00755305	2	Bolt
4	00003500	2	Grease Fitting
5	00757580	2	Bushing
6	00749171	2	Bolt
7	00001300	2	Lockwasher
8	00751035	2	Rubber Mount Disk
9	00757647	A/R	Axle Arm Weldment, Dual (RH or LH)
	00757646	A/R	Axle Arm Weldment, Single (RH or LH)
11	02030700	2	Bolt
12	00757577	2	Pin - Axle Wldmt.
13	00760359	2	Bolt
15	00757648	1	Axle Weldment, Center
16	00001800	2	Locknut TLM 1/2 NC PLC
17	00757241	A/R	Wheel Hub Assembly (Not Shown)

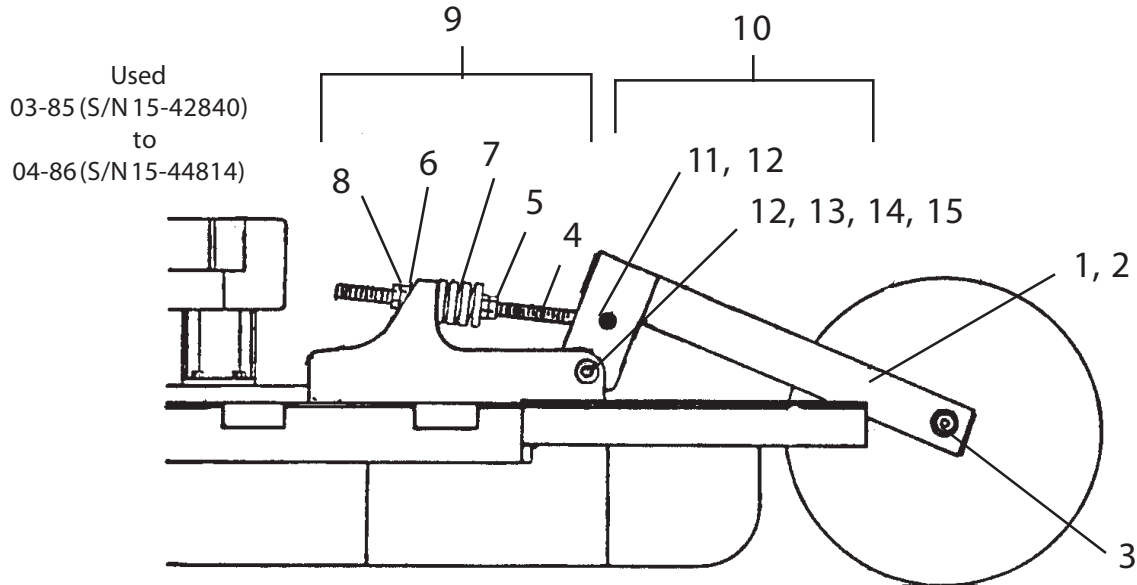
\* Items # 1 & # 3 above are for Single Control Rod, If Dual Control Rods increase Item # 1 Qty to 6 & Item # 3 Qty to 3 .



Mar. 1985  
To  
Apr. 1986

## AXLE ASY Wing RH & LH

S/N 15-42840  
To  
S/N 15-44814



ITEM	PART NO.	QTY	DESCRIPTION
1	00753708	AR	Axle Arm Weldment, (RH only)
2	00753709	AR	Axle Arm Weldment, (LH only)
3	00752752	1	Wheel Hub Assembly
4	00750518	1	Shock Absorber Rod
5	00750727	1	Spring retainer, Long
6	00750730	1	Spring Retainer, Short
7	00750739	1	Spring
8	00059500	4	Nut
9	00751513	2	Shock Absorber Rod Kit
10	00754053	2	Bolt Kit, Axle Attachment
11	00750479	1	Bolt
12	02030300	1	Nut
13	00754043	1	Pin Wing Shock Absorber
14	00002701	2	Flatwasher
15	00001800	2	Locknut TLM 1/2 NC PLC
16	00752753	A/R	Wheel Hub Assembly (Not Shown)

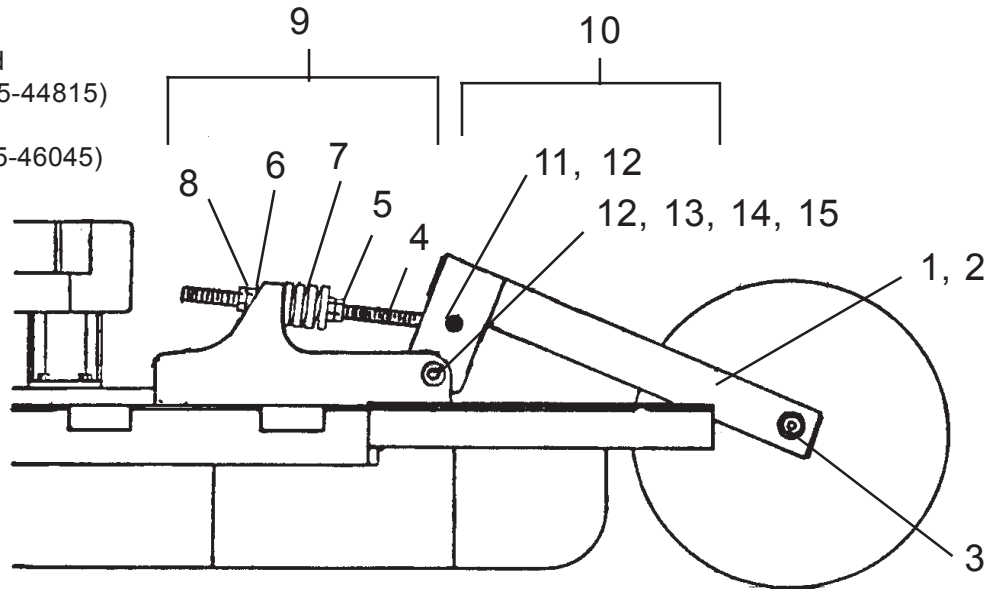
QTY Shown is for one Axle Arm, LH or RH use same components, Double Qty for both sides.

May 1986  
To  
May 1987

## AXLE ASY Wing RH & LH

S/N 15-44815  
To  
S/N 15-46045

Used  
05-86 (S/N 15-44815)  
to  
05-87 (S/N 15-46045)



ITEM	PART NO.	QTY	DESCRIPTION
1	00753708	AR	Axle Arm Weldment, (RH only)
2	00753709	AR	Axle Arm Weldment, (LH only)
3	00752752	1	Wheel Hub Assembly
4	00750518	1	Shock Absorber Rod
5	00750727	1	Spring retainer, Long
6	00750730	1	Spring Retainer, Short
7	00750739	1	Spring
8	00059500	4	Nut
9	00751513	2	Shock Absorber Rod Kit
10	00754053	2	Bolt Kit, Axle Attachment
11	00754105	1	Bolt
12	00039200	1	Locknut
13	00752405	1	Bolt
14	00002701	2	Flatwasher
15	00754104	1	Bushing
16	00752753	A/R	Wheel Hub Assembly (Not Shown)

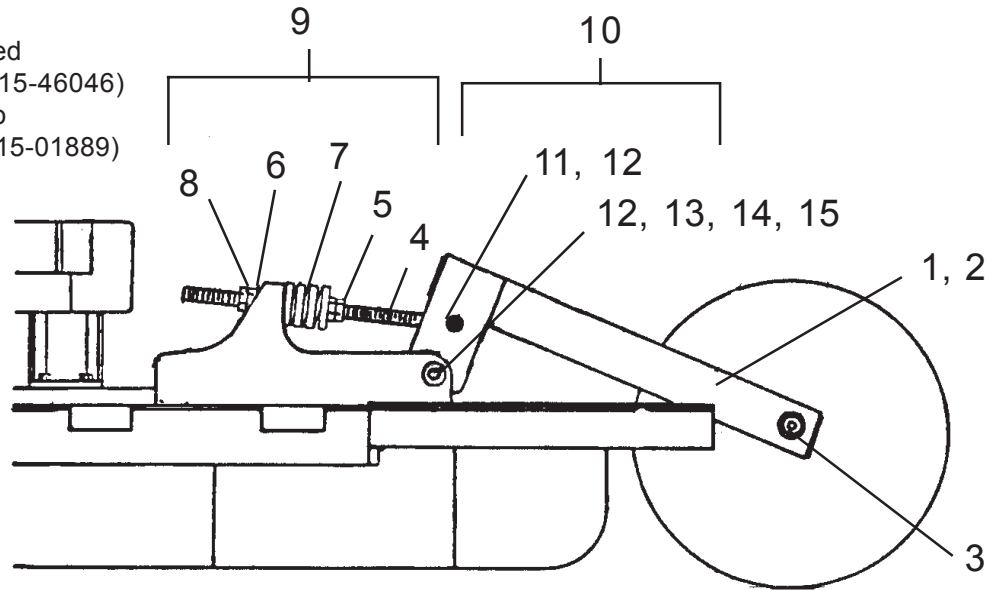
QTY Shown is for one Axle Arm, LH or RH use same components, Double Qty for both sides.

Jun 1987  
To  
Sep. 1989

## AXLE ASY Wing RH & LH

S/N 15-46046  
To  
S/N 15-01889

Used  
06-87 (S/N 15-46046)  
to  
09-89 (S/N 15-01889)



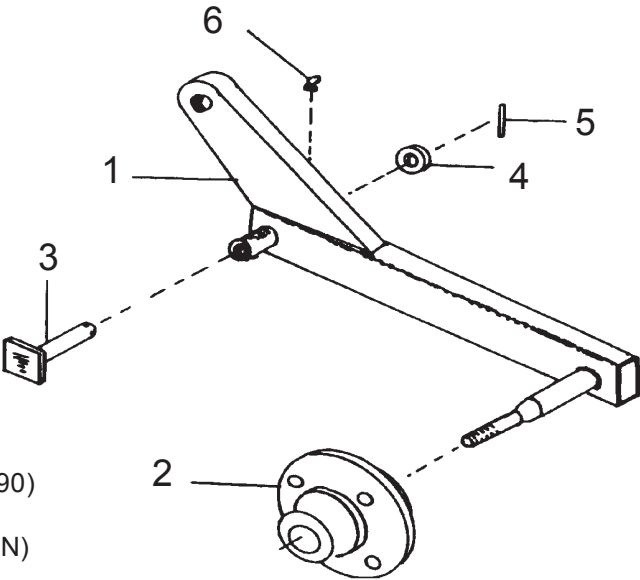
ITEM	PART NO.	QTY	DESCRIPTION
1	00756447	AR	Axle Arm Weldment, (RH only)
2	00756449	AR	Axle Arm Weldment, (LH only)
3	00756489	1	Wheel Hub Assembly
4	00750518	1	Shock Absorber Rod
5	00750727	1	Spring retainer, Long
6	00750730	1	Spring Retainer, Short
7	00750739	1	Spring
8	00059500	4	Nut
9	00751513	2	Shock Absorber Rod Kit
10	00754053	2	Bolt Kit, Axle Attachment
11	00754105	1	Bolt
12	00039200	1	Locknut
13	00752405	1	Bolt
14	00002701	2	Flatwasher
15	00754104	1	Bushing
16	00757241	A/R	Wheel Hub Assembly (Not Shown)

QTY Shown is for one Axle Arm, LH or RH use same components, Double Qty for both sides.

Oct. 1989  
To  
Current

# AXLE ASY Wing RH & LH

S/N 15-01890  
To  
S/N 15-Current



Used  
10-89 (S/N 15-01890)  
to  
(END PRODUCTION)

ITEM	PART NO.	QTY	DESCRIPTION
	<b>00757697</b>	-	<b>Axle Assembly-LH (includes Items 2 thru 6)</b>
	<b>00757696</b>	-	<b>Axle Assembly-RH (includes items 2 thru 6)</b>
1	00757692	AR	Axle Weldment (RH only)
	00757691	AR	Axle Weldment (LH only)
2	00757241	1	Wheel Hub Assembly
3	00756700	1	Axle Pivot Pin
4	15B1600	1	Washer
5	20BH5012	1	Spiral Pin
6	00752670	1	Grease Fitting
7	0656510000	AR	Lift Screw Assembly Standard (not shown)
8	00554600	AR	Ratchet Lift Screw Assembly, Optional (not Shown)
9	00756999	AR	Axle Spring Bundle, Optional LH or RH Wing (not shown)

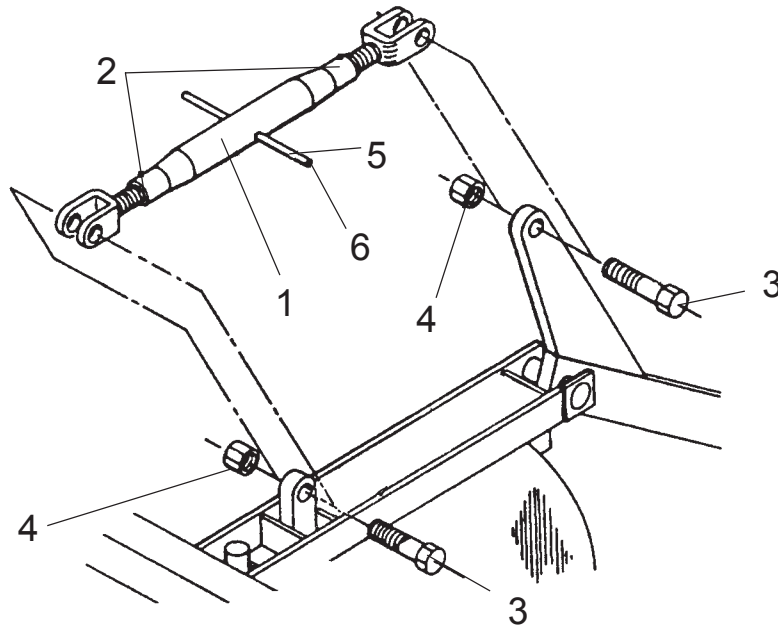
Quantity for 1 Wing Only, Double Qty. for both Wings.

Oct. 1989  
To  
Current

# AXLE LIFT SCREW ASY, WING (STANDARD SCREW TYPE)

S/N 15-01890  
To  
S/N 15-Current

Used  
10-89 (S/N 15-01890)  
to  
(END PRODUCTION)



## LIFT SCREW ASSEMBLY

ITEM	PART NO.	QTY	DESCRIPTION
1	0656510000	AR	Lift Screw Standard, w/ Handle
	00554600	AR	Ratchet Lift Screw Option (not shown)
2	651062F	2	Grease Fitting
3	00609200	2	Bolt
4	02030300	2	Nut
5	00760135	1	Handle, Manual Lift Screw
6	00771279	1	Plastic Cap

NOTE: Ratchet was an Option See Ratchet Lift Screw Section for parts.

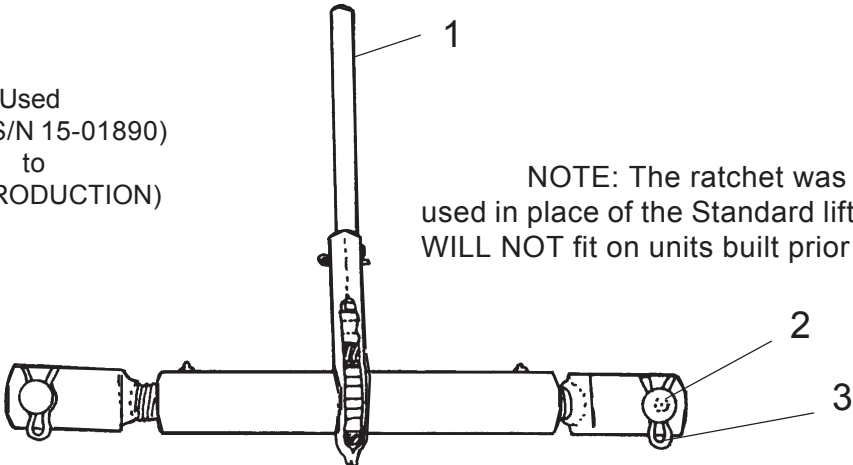
Oct. 1989  
to  
Curent

S/N 15-01890  
to  
S/N 15-Current

# AXLE LIFT SCREW ASY, WING (OPTIONAL RATCHET TYPE)

Used  
10-89 (S/N 15-01890)  
to  
(END PRODUCTION)

NOTE: The ratchet was an Option and  
used in place of the Standard lift Screw, These  
WILL NOT fit on units built prior to Oct. 1989



Item	Part No.	Qty	Description
	<b>00554600</b>	-	<b>Rachet Jack Asy</b>
1	00554600	1	Ratchet Jack-Complete
2	00748714	2	Pin
3	00748715	4	Clip

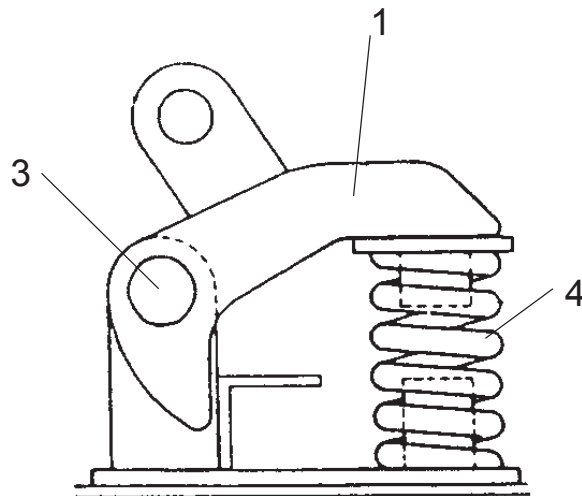
Oct. 1989  
To  
Current

## AXLE SPRING ASY (WING AXLE)

S/N 15-01890  
To  
S/N 15-Current

NOTE: Prior to Oct. 1989 the Wing axle Spring system was mounted in Axle pivot system, F/ these earlier types see the Wing Axle Section, The Above Spring Asy WILL NOT fit on units built prior to Oct. 1989.

Used  
10-89 (S/N 15-01890)  
to  
(END PRODUCTION)

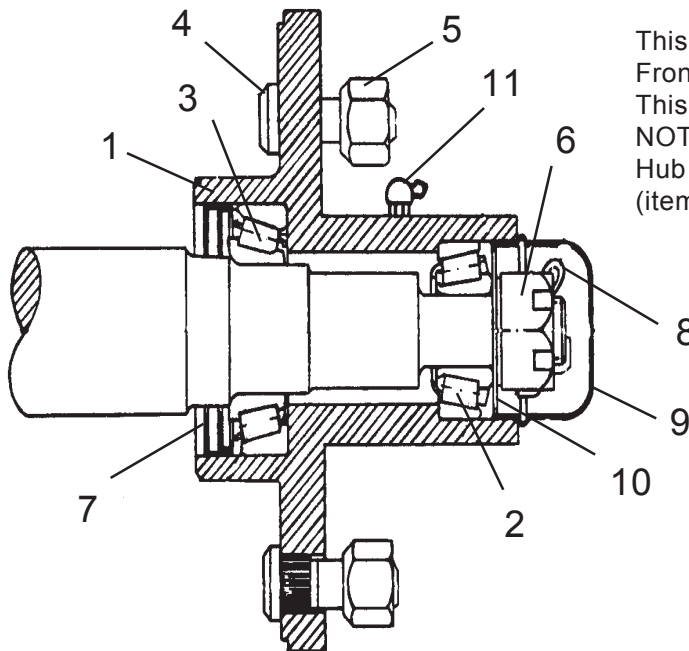


Item	Part No.	Qty	Description
	<b>00756999</b>	-	<b>Spring Asy F/ Outboard Axles</b>
1	00756907	1	Rocker Arm Weldment
2	00606000	1	Cotter Pin
3	00756998	1	Rocker Arm Pin Weldment
4	371063A	1	Spring

March 1985  
to  
May 1987

# WHEEL HUB ASY P/N 00752753

S/N 15-42840  
to  
S/N 15-46045



This Hub has Grease fitting on Front Side as shown in drawing, This Hub and Bearings WILL NOT fit on later S/N Spindle. This Hub used a 7/8" retaining nut (item# 6)

Used  
03-85 (S/N 15-42840)  
to  
(05-87 (S/N 15-46045)

Assembly P/N 00752753 (includes Items 1 thru 11)

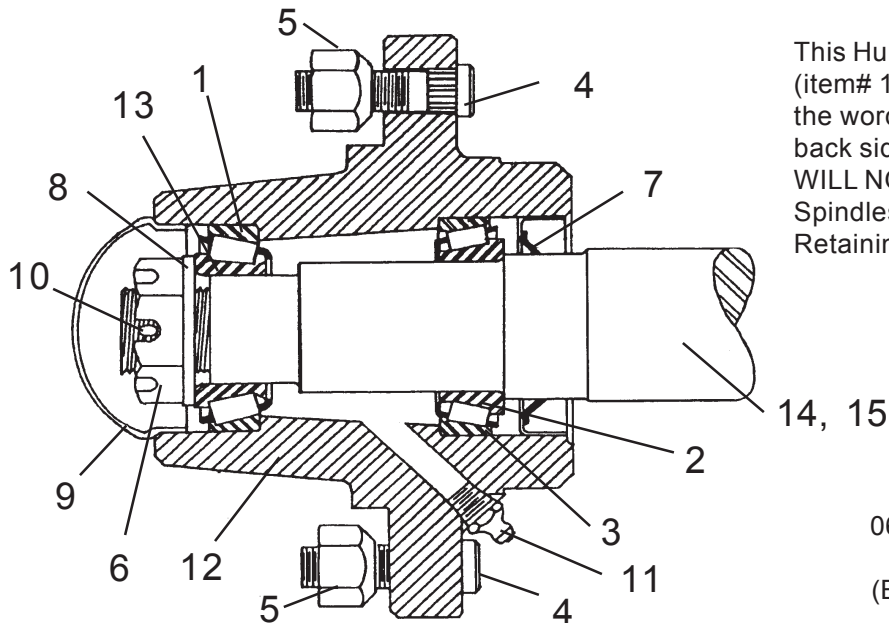
ITEM	PART NO.	QTY	DESCRIPTION
1	00752752	-	<b>Wheel Hub Asy, W/Cups, Studs, Nuts &amp; Grease Fitting.</b>
2	00753721	1	Bearing Cup & Cone, Outer (00752747 Cone & 00752748 Cup)
3	00753720	1	Bearing Cup & Cone, Inner (00752749 Cone & 00752750 Cup)
4	00752177	5	Stud Bolt
5	00750614	5	Nut
6	00750615	1	Nut
7	00750616	1	Seal
8	00000400	1	Cotter Pin
9	00752751	1	Dust Cap
10	00750618	1	Washer
11	00752176	1	Grease Fitting
12	00752753	1	Wheel Hub Assembly (items 1 thru 11)



Jun. 1987  
To  
Current

# WHEEL HUB ASY P/N 00757241

S/N 15-46046  
To  
S/N 15-Current



This Hub has Grease Fitting (item# 11) on Back Side and has the word Alamo cast into the back side, This Hub & Bearings WILL NOT fit on earlier S/N Spindles. This Hub used a 1" Retaining Nut (Item # 6)

Used  
06-87 (S/N 15-46046)  
to  
(END PRODUCTION)

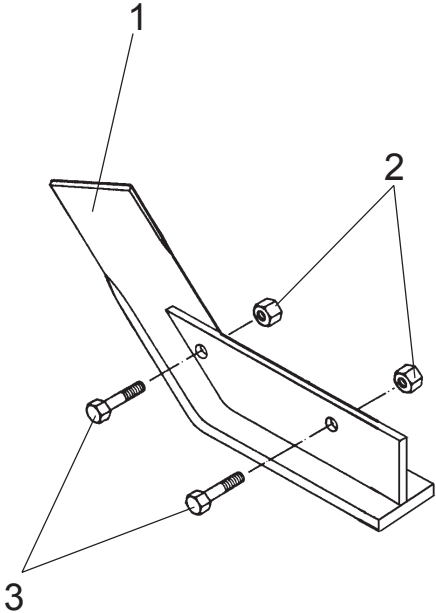
Assembly P/N 00757241 (includes Items 1 thru 12)

ITEM	PART NO.	QTY	DESCRIPTION
1	00756576	1	Bearing Cup (Outside)
2	00750434	1	Bearing Cone (Inside)
3	00756577	1	Bearing Cup (Inside)
4	00756488	5	Stud Bolt
5	00750614	5	Nut
6	00756490	1	Bearing Adjusting Nut
7	00750616	1	Oil Seal
8	00756493	1	Washer
9	00756492	1	Dust Cap
10	00026400	1	Cotter Pin
11	00003500	1	Grease Fitting
12	00756489	ref	Wheel Hub (w/Cups & Studs)
	00756528	ref	Wheel Hub Accessory Kit (Includes Items 2, 5 thru 10, & 13)
13	0371242102	1	Bearing Cone (Outside)
14	00756001	ref	Spindle, Single Wheel
15	00756002	ref	Spindle, Dual Wheel

Mar. 1985  
to  
Current

# SKID SHOES WING DECK

S/N 15-42840  
to  
S/N 15-Current



Used  
03-85 (S/N 15-42840)  
to  
(END PRODUCTION)

REF: In August 1987 Special Full Length Wing Skid Shoes were sold on a few units, They looked like the ones in drawing except they were longer toward the rear and was held on by 4 bolts and nuts (items 2 & 3), There was not many of these sold as they were a special order item, The Part Numbers were, E8870053 Right Wing and E8870056 Left Wing. Holes had to be drilled into Wing Side Skirt to bolt these special Skid shoe on.

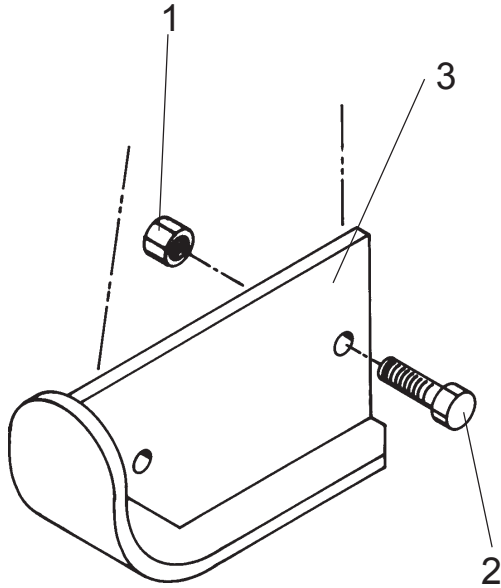
## WING SECTION SKID SHOE

Item	Part No.	Qty	Description
1	00750993	1	Skid Shoe Wldmnt, RH Wing (Shown)
	00750989	1	Skid Shoe Wldmnt, LH Wing (Not Shown)
2	02716500	4	Locknut (2 each Skid Shoe)
3	00749171	4	Bolt (2 each Skid Shoe)
4	00750991	Ref	Skid Shoe Kit ( includes Left & Right Shoes and Items 2 & 3)

Mar. 1985  
to  
Current

# SKID SHOES CENTER DECK

S/N 15-42840  
to  
S/N 15-Current



Used  
03-85 (S/N 15-42840)  
to  
(END PRODUCTION)

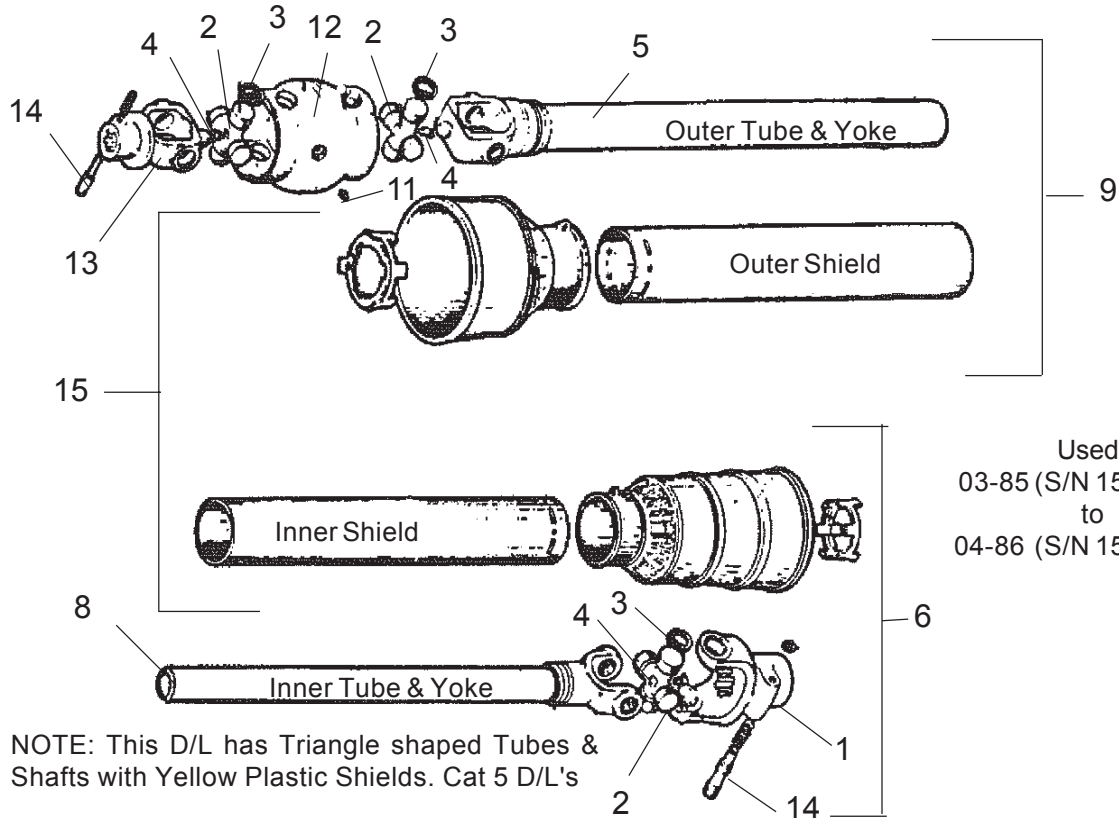
## CENTER SECTION SKID SHOE

Item	Part No.	Qty	Description
1	02716500	4	Locknut
2	00749171	4	Bolt
6	00751305	2	Skid Shoe Wldmt, Center Section

Mar. 1985  
to  
Apr. 1986

# DRIVELINE ASY - PTO MAIN C/V P/N 00752776 (540 RPM ONLY)

S/N 15-42840  
to  
S/N 15-44814



Used  
03-85 (S/N 15-42840)  
to  
04-86 (S/N 15-44814)

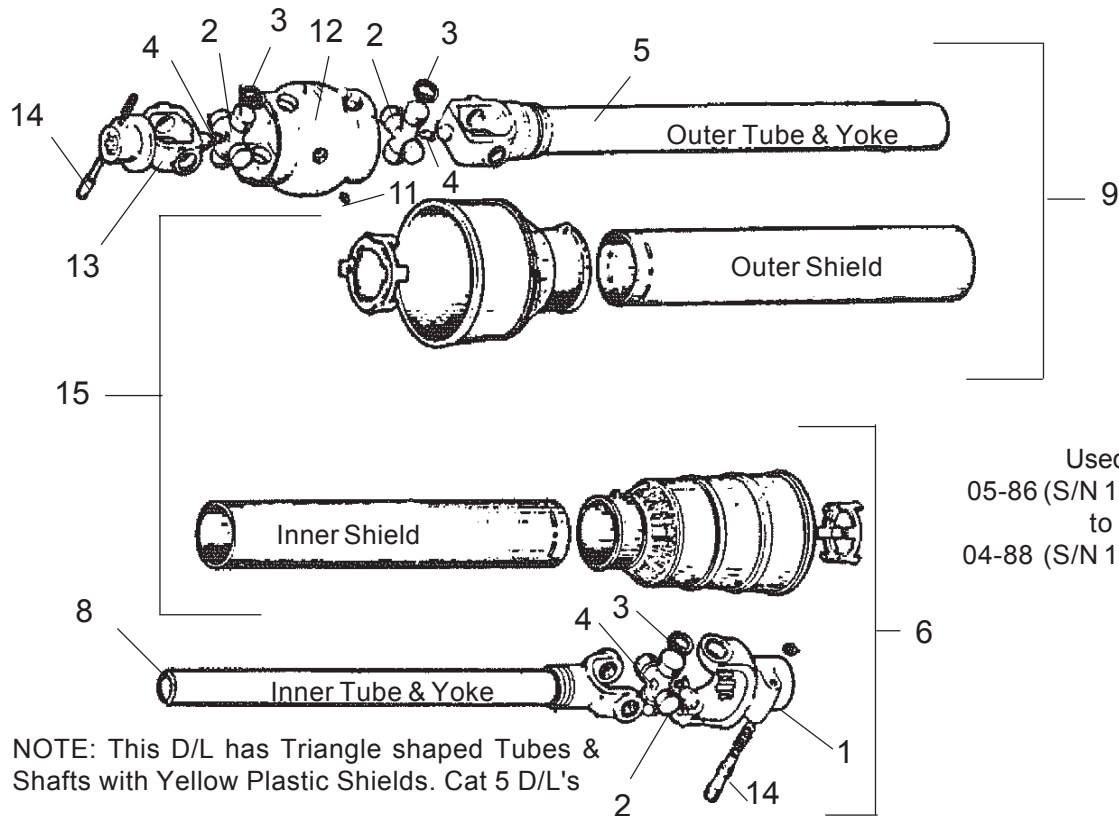
## MAIN DRIVELINE C/V

Item	Part No.	Qty	Description
	<b>00752776</b>	-	<b>Main Driveline, C/V</b>
1	00753067	1	Outer Yoke, 1-3/8" 6 spline QD
2	00753068	3	Cross & Bearing
3	00753069	12	Retaining Ring
4	00752881	3	Grease Fitting
5	00753070	1	Yoke & Outer Tube
6	00753071	1	Driveline Half, Inner tube (Mower half)
8	00753073	1	Yoke & Inner Tube
9	00753074	1	Driveline half, Outer Tube (Tractor Half)
11	00753076	1	Grease Fitting
12	00753077	1	Central C/V Body
13	00753078	1	Yoke, PTO, 1-3/8" 6 spline QD
14	00753079	2	Push Pin QD Set
15	00753082	1	Shield Assembly, Complete inner & Outer

May 1986  
to  
Apr. 1988

# DRIVELINE ASY - PTO MAIN C/V P/N 00754009 (540 RPM ONLY)

S/N 15-44815  
to  
S/N 15-01436



NOTE: This D/L has Triangle shaped Tubes & Shafts with Yellow Plastic Shields. Cat 5 D/L's

Used  
05-86 (S/N 15-44815)  
to  
04-88 (S/N 15-01436)

## MAIN DRIVELINE C/V

Item	Part No.	Qty	Description
	<b>00754009</b>	-	<b>Main Driveline, C/V</b>
1	00753908	1	Outer Yoke, 1-3/4" 20 spline QD
2	00753068	3	Cross & Bearing
3	00753069	12	Retaining Ring
4	00752881	3	Grease Fitting
5	00753070	1	Yoke & Outer Tube
6	00753071	1	Driveline Half, Inner tube (Mower half)
8	00753073	1	Yoke & Inner Tube
9	00753074	1	Driveline half, Outer Tube (Tractor Half)
11	00753076	1	Grease Fitting
12	00753077	1	Central C/V Body
13	00753078	1	Yoke, PTO, 1-3/8" 6 spline QD
14	00753079	2	Push Pin QD Set
15	00753082	1	Shield Assembly, Complete inner & Outer

May 1988  
to  
Feb. 1990

## DRIVELINE ASY - PTO MAIN C/V

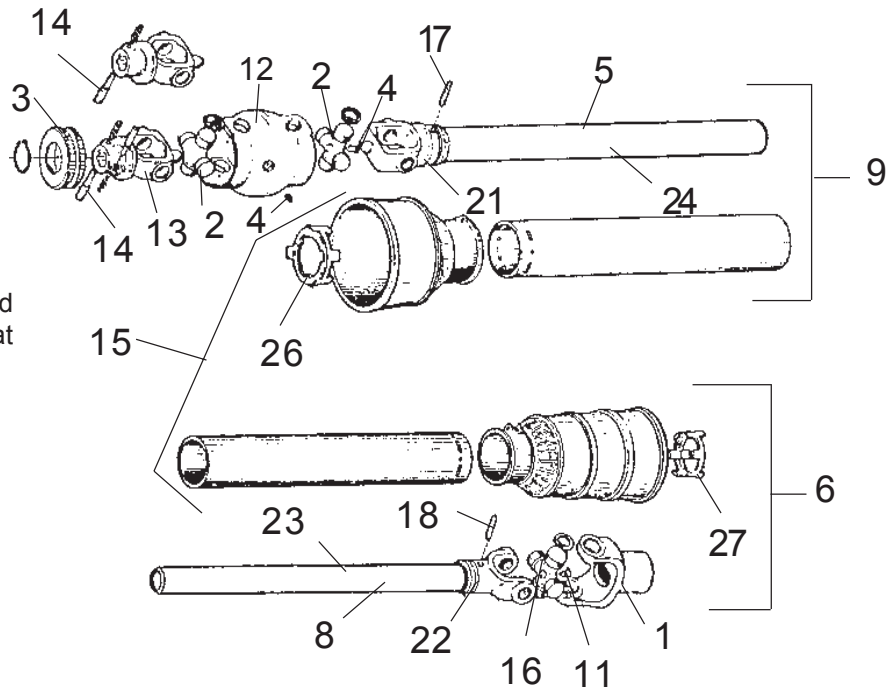
S/N15-01437  
to  
S/N15-01974

**Note:**

For #00754009 Asy Use #00760452 and For #00755751 Asy Use #00760453 as an assembly. Parts WILL NOT interchange between new and old style Drivelines

**Note:** Triangle Shaft and Tube, Yellow Shields - Cat 5 Drivelines.

Used  
05-88 (S/N 15-01437)  
to  
02-90 (S/N 15-01974)



ITEM	PART NO.	PART NO.	QTY.	DESCRIPTION
	540 RPM	1000 RPM		
	<b>00754009</b>	-----	-	<b>Driveline Assembly, 540 RPM</b>
	-----	<b>00755751</b>	-	<b>Driveline Assembly, 1000 RPM</b>
1	00753908	00753908	1	Outer Yoke
2	00753286	00753286	2	Cross Bearing (Tractor - C/V Body end)
	00753068	00753068	1	Cross & Bearing (Mower End)
3	00753069	00753069	12	Retaining Ring
4	00752881	00752881	3	Grease Fitting
5	00753070	00753070	1	Yoke and Outer Tube
6	00753071	00753071	1	Mower Half Assembly
8	00753073	00753073	1	Inner Tube w/Yoke
9	00753074	-----	1	Tractor Half Assembly (540 RPM)
	-----	00757048	1	Tractor Half Assembly (1000 RPM)
11	00755610	00755610	1	Grease Fitting
12	00753077	00753077	1	General Body
13	00753078	-----	1	Outer Yoke, 1-3/8" 6 spline QD
	-----	00755750	1	Outer Yoke, 1-3/8" 21 spline QD
	-----	00757361*	Ref	Outer Yoke, 1-3/4" 20 spline QD*
14	00753079	00753069	2	Push Pin Set
15	00753082	00753082	1	Complete Safety Shield, Both Halves
16	00755071	00755071	1	Safety Shield, Inner Half
17	00755072	00755072	1	Safety Shield, Outer Half
18	00755073	00755073	1	Lock Ring, Inner Half
19	00755074	00755074	1	Lock Ring, Outer Half

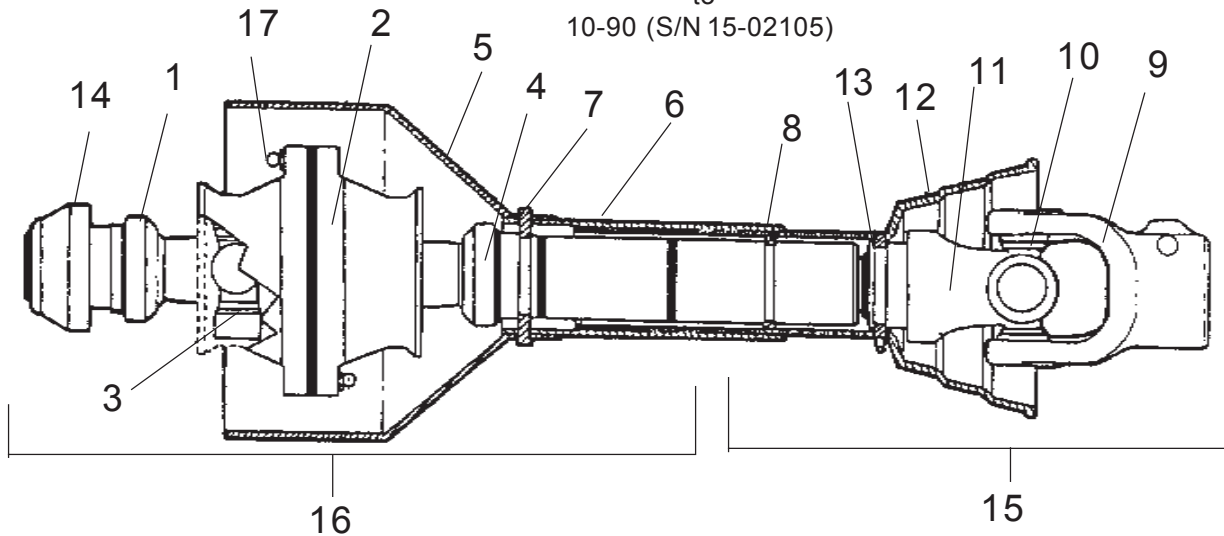
\* Note: Item 13 Yoke # 00757361 was sold as a replacement part as special order ONLY and was installed by Dealer and/or Customer, It Was NOT used on a Driveline assembly.

Mar. 1990  
to  
Oct. 1990

# DRIVELINE ASY - PTO MAIN C/V

S/N 15-01975  
to  
S/N 15-02105

Used  
03-90 (S/N 15-01975)  
to  
10-90 (S/N 15-02105)



**Note:** # 00759242 NLA Use # 00760453 Assembly. #00759243 NLA Use # 00760452 (Parts WILL NOT Interchange Between Assemblies). **This Driveline has Black Shields and Splined Shaft & Tube.**

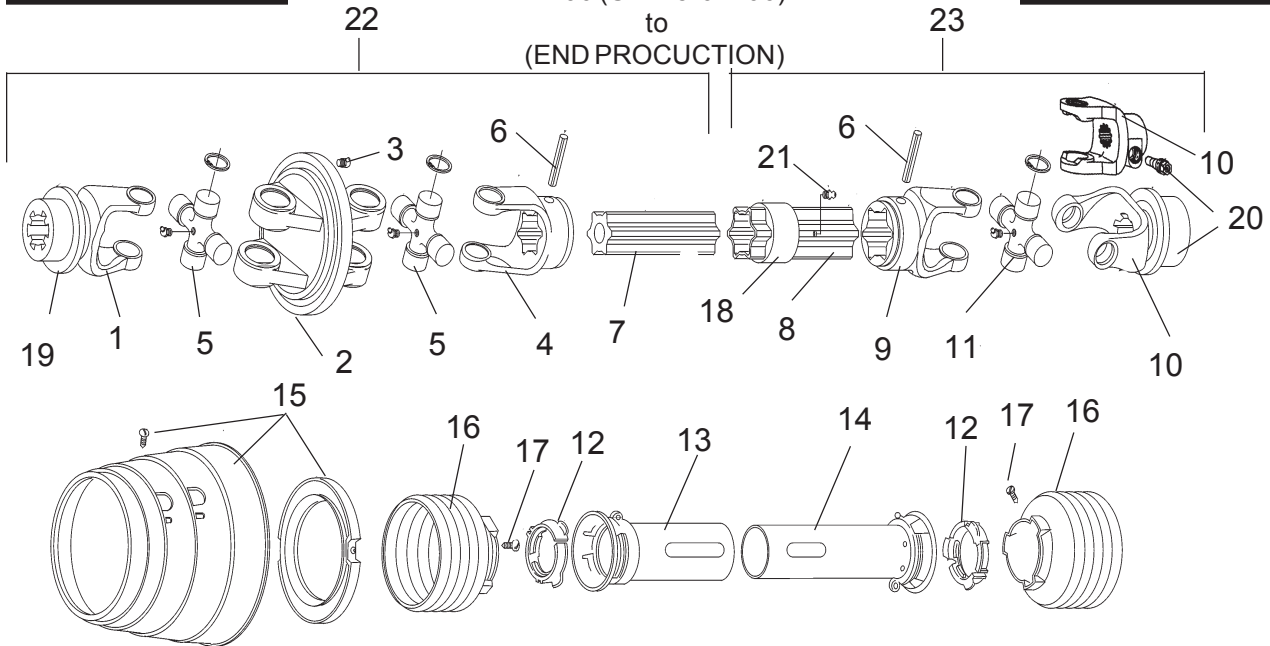
ITEM	PART NO. 540 RPM	PART NO. 1000 RPM	QTY	DESCRIPTION
	<b>00759243</b>	-----	-	<b>Driveline Assembly, 540 RPM</b>
	-----	<b>00759242</b>	-	<b>Driveline Assembly, 1000 RPM</b>
1	00759244	-----	1	Yoke, QD 1-3/8" 6 spline
	-----	00759232	1	Yoke, QD 1-3/8" 21 spline
2	00759233	00759233	1	C/V Body Assembly
3	00759234	00759234	2	Cross & Bearing Kit
4	00759235	00759235	1	CV - Tube & Sleeve
5	00759236	00759236	1	Bell Shield
6	00759237	00759237	1	Shield Tube
7	1442	1442	4	Shield Bearing
8	00759238	00759238	1	Nylon Bearing
9	W827A	W827A	1	Clamp Yoke 1 3/4" 20 spline
10	W840	W840	1	C & B Kit
11	00759239	00759239	1	Yoke & Shaft
12	00759240	00759240	1	Inner Shield
13	00759241	00759241	3	Shield Bearing
14	4571	4571	1	Collar Kit
15	00759245	00759245	1	Male Half Assembly (No Longer Available)
16	00759247	00759246	1	Female Half Assembly (No Longer Available)
17	02961453	02961453	2	Grease Fitting

Nov. 1990  
to  
Current

# DRIVELINE ASY - PTO MAIN C/V

S/N 15-02106  
to  
S/N 15-Current

Used  
11-90 (S/N 15-02106)  
to  
(END PRODUCTION)



NOTE: \*\* 1-3/4" 20 spline PTO D/L is Special order Item and is longer than standard Drivelines, This D/L has 6 point Star shaped Shft & Tubes.

ITEM	PART NO. 540 RPM 00760452	PART NO. 1000 RPM 00760453	PART NO. 1000 RPM** 00763554**	QTY.	DESCRIPTION
					D/L Asy (540 RPM 1-3/8" 6 spl)
					D/L Asy (1000 RPM 1-3/8" 21 spl)
				**	D/L Asy (1000 RPM 1-3/4" 20 spline)
1	7431	8478	00761434	1	Yoke
2	8482	8482	8242	1	Double Yoke
3	8382	8382	8382	1	Grease Fitting
4	7432	7432	7432	1	Inboard Yoke
5	7433	7433	7433	2	Cross & Bearing Kit
6	8384	8384	8374	2	Spring Pin
7	00760633	00760632	00763557	1	Inner Tubing
8	00760635	00760634	00763558	1	Tubing & Sleeve
9	8489	8489	8489	1	Inboard Yoke
10	00774207	00774207	00774207	1	Yoke w/ Locking Pin (10/98 & Up)
	00760636	00760636	00760636	1	Yoke w/ Slide Collar (9/98 & Dwn)
11	8486	8486	8486	1	Cross & Bearing Kit
12	8393	8393	8393	2	Bearing Ring
13	00760640	00760640	00760560	1	Outer Shield Tube
14	00760641	00760641	00763559	1	Inner Shield Tube
15	7420	7420	7420	1	Cone & Bearing Assy.
16	8949	8949	8949	1	Shield Cone
17	4797	4797	4797	8	Screw
18	8974	8974	8974	1	Support Bearing
19	8391	8391	00759558	1	Q.D. Collar Kit (PTO Yoke)
20	00774208	00774208	00774208	1	Locking Pin Kit (For 1-3/4" Spl Yoke) 10/98 & UP
	00759556	00759556	00759556	1	Slide Collar Kit (For 1-3/4" Spl Yoke) 9/98 & Dwn
21	00752760	00752670	00752670	1	Grease Fitting - tapped 1/4-28 Strgt Thread
22	00760668	00760665	00763555	1	D/L Tractor Half
23	00760667	00760667	00763556	1	D/L Implement Half



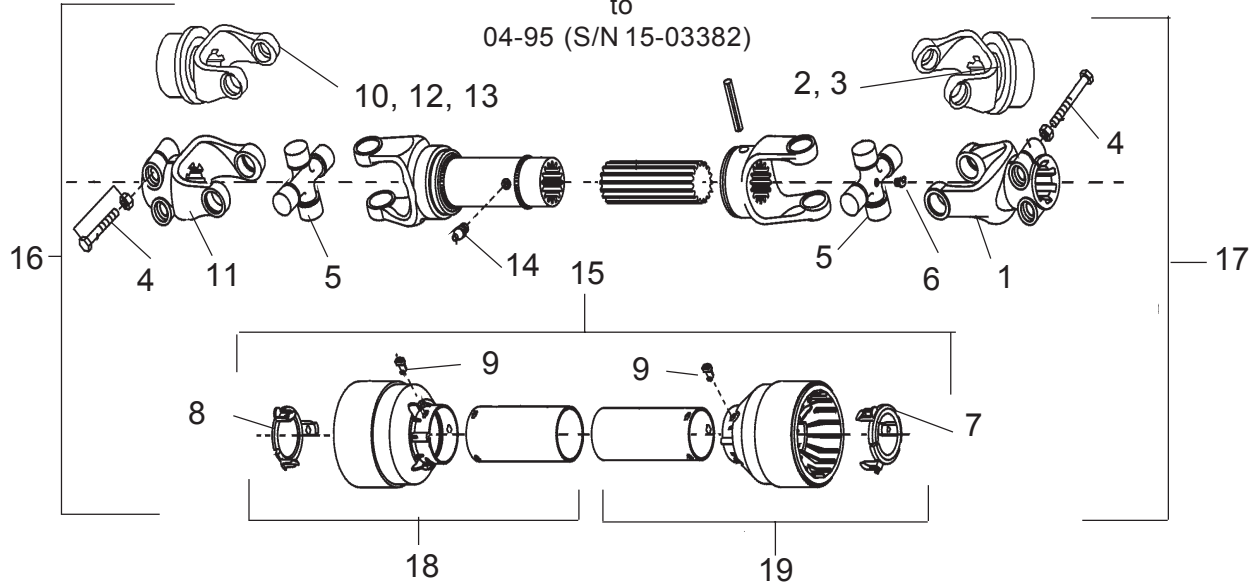
# DRIVELINE ASY - PTO MAIN Non-C/V

## SERIES 6 SHIELDS

Nov. 1990  
to  
Apr. 1995

S/N 15-02106  
to  
S/N 15-03382

Used  
11-90 (S/N 15-02106)  
to  
04-95 (S/N 15-03382)



This Main D/L has Series 6 Shields. ID the new and later Series 8 D/L's by the larger Shield Tubes. The following Chart gives the Dia. & Circumference of Shields for both D/L's.  
**Complete D/L's are interchangeable but the Parts between D/L's ARE NOT.**

	OLD SHIELD TUBE SERIES 6		NEW SHIELD TUBE SERIES 8	
	DIA.	CIRCUMFERENCE	DIA.	CIRCUMFERENCE
INNER SHIELD TUBE	3"	9-3/8"	3-9/16	11-1/4
OUTER SHIELD TUBE	3-1/4"	10-1/8"	3-13/16	12"

ITEM	PART NO.	PART NO.	QTY	DESCRIPTION
	P/N00752793 (540 RPM) Series 6	P/N 00760408 (1000 RPM) Series 6		(These D/L's will be replaced as an assembly by Series 8 add A to #)
1	00772743	00772743	1	Clamp Yoke (1-3/4" 20) This Yoke was not on this D/L But It Will Fit.
	00756518	00756518	1	Push Pin Set (1-3/4" 20 P/P)
2	00753908	00753908	1	Yoke (1-3/4" 20 S/C)
3	00757052	00757052	1	Collar Repair Kit (1-3/4"20 S/C)
4	00772531	00772531	2	Bolt & Nut (Clamp Yoke) See Item 1
5	00753068	00753068	2	Cross Bearing Kit
6	00754335	00754335	1	Grease Fitting For Tube
7	00754331	00754331	1	Inner Locking Collar
8	00754332	00754332	1	Outer Locking Collar
9	00754330	000754330	6	Nylon Bolt
10	-----	00760409	1	Yoke (1-3/8" 21 S/C)
11	00757042	-----	1	Clamp Yoke, (1-3/8" 6 Spl)
12	00753067	-----	1	Yoke (1-3/8" 6 Spl S/C)
13	00757144	00757144	1	Collar Repair Kit (1-3/8 Spl)
14	00755610	00755610	1	Grease Fitting
15	00754384	00754384	1	Complete Shield Kit
16	00754380	00760410	1	Outer Driveline Half
17	00754381	00754381	1	Inner Driveline Half
18	00754382	00754382	1	Outer Shield
19	00754383	00754383	1	Inner Shield

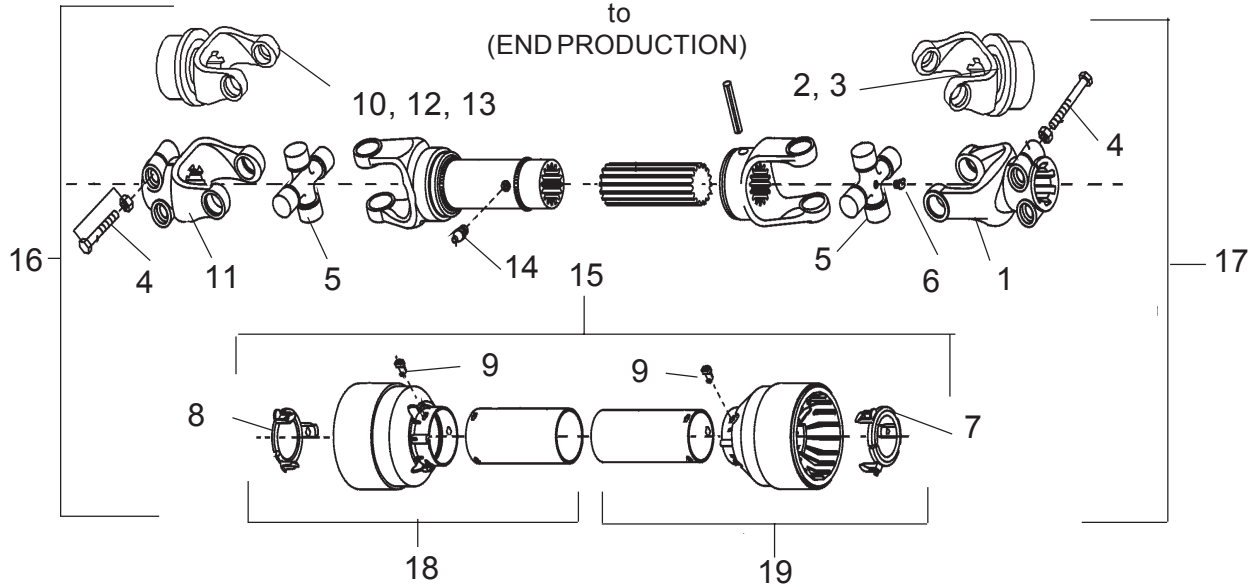
# DRIVELINE ASSEMBLY MAIN NON-C/V (Cat. 5 Std)

## SERIES 8 SHIELDS

May 1995  
to  
Current

S/N 15-03383  
to  
S/N 15-Current

Used  
05-95 (S/N 15-03383)  
to  
(END PRODUCTION)



### OLD SHIELD TUBE SERIES 6 NEW SHIELD TUBE SERIES 8

	<i>DIA.</i>	<i>CIRCUMFERENCE</i>	<i>DIA.</i>	<i>CIRCUMFERENCE</i>
INNER SHIELD TUBE	3"	9-3/8"	3-9/16	11-1/4
OUTER SHIELD TUBE	3-1/4"	10-1/8"	3-13/16	12"

This Main D/L has been Up-Graded to Series 8 Shields. ID the new Series 8 D/L's by the larger Shield Tubes. The following Chart gives the Dia. & Circumference of Shields for both D/L's.

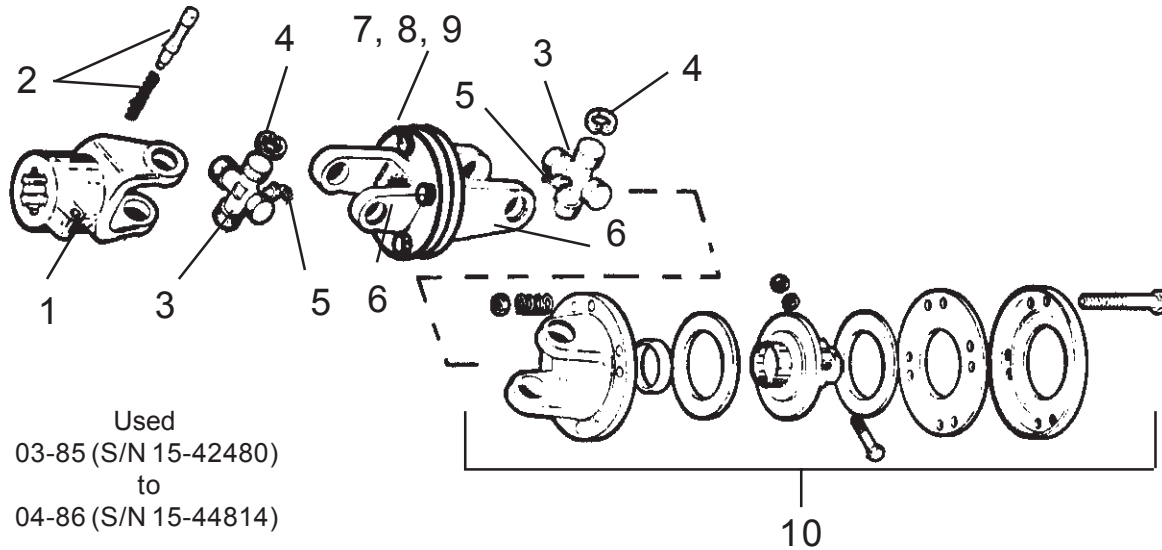
**Complete D/L's are interchangeable but the Parts between D/L's ARE NOT**

ITEM	P/N 00752793A (540 RPM) Series 8	P/N 00760408A (1000 RPM) Series 8	QTY	DESCRIPTION
	PART NO.	PART NO.		
1	00772743	00772743	1	Clamp Yoke (1-3/4" 20)
2	00753908	00753908	1	Yoke (1-3/4" 20 S/C)
3	00757052	00757052	1	Collar Repair Kit (1-3/4" 20 S/C)
4	00772531	00772531	2	Bolt & Nut (Clamp Yoke)
5	00753068	00753068	2	Cross Bearing Kit
6	00754335	00754335	1	Grease Fitting For Tube
7	00765417	00765417	1	Inner Locking Collar
8	00765420	00765420	1	Outer Locking Collar
9	00754330	00754330	6	Nylon Bolt
10	-----	00760409	1	Yoke (1-3/8" 21 S/C)
11	00757042	-----	1	Clamp Yoke, (1-3/8" 6 Spl)
12	00753067	-----	1	Yoke (1-3/8" 6 Spl S/C)
13	00757144	00757144	1	Collar Repair Kit (1-3/8" Spl)
14	00755610	00755610	1	Grease Fitting
15	00765423	00765423	1	Complete Shield Kit
16	00765418	00765416	1	Outer Driveline Half
17	00765419	00765419	1	Inner Driveline Half
18	00765421	00765421	1	Outer Shield
19	00765422	00765422	1	Inner Shield

Mar. 1985  
to  
Apr. 1986

## DRIVELINE ASY INTERMEDIATE CAT IV P/N 00752843 (35R)

S/N 15-42840  
to  
S/N 15-44814



Used  
03-85 (S/N 15-42480)  
to  
04-86 (S/N 15-44814)

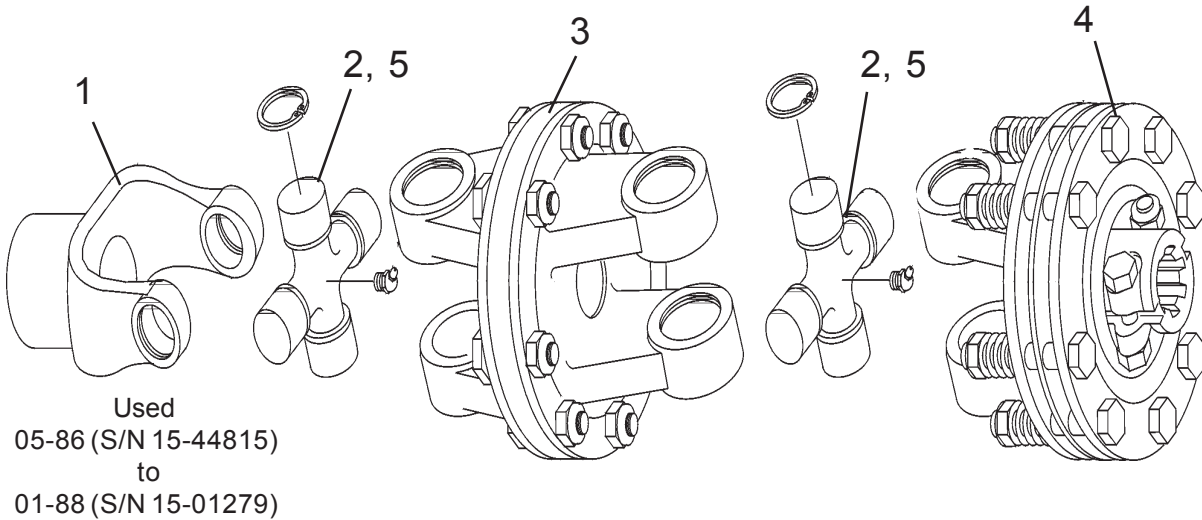
**NOTE:** This Intermediate Driveline Assembly Cat IV (35R Equal) is replaced by #00754180 when replacing complete assembly. Some Parts WILL NOT interchange, Check Part numbers to find what parts are the same. **This Driveline used with Gearboxes with 1-3/8" 6 spline shafts. When This D/L is assembled Item # 6 MUST be bolted as shown in drawing with Yoke Ears in Time with each other for alignment. To adjust this Clutch tighten Springs to a 1-5/16" length (8 Spring Clutch)**

ITEM	PART NO.	QTY	DESCRIPTION
	<b>00752843</b>	--	<b>Intermediate Driveline Assembly</b>
1	00752883	1	Outer Yoke (1-3/8" 6 spl)
2	00752880	1	Push Pin Set
3	00752896	2	Cross & Bearing Kit (with retaining Rings)
4	00752874	Ref	Retaining Rings (NLA as separate part)
5	00752881	2	Grease Fitting
6	00753243	2	Flange Yoke (4 Bolt Flange)
7	00753244	4	Bolt
8	00753245	4	Lockwasher
9	00753246	4	Nut
10	00752897	1	Slip Clutch Assembly (1-3/8" 6 spl Hub)

May 1986  
to  
Jan 1988

# DRIVELINE ASY INTERMEDIATE CAT IV P/N 00755568 (35R)

S/N 15-44815  
to  
S/N 15-01279



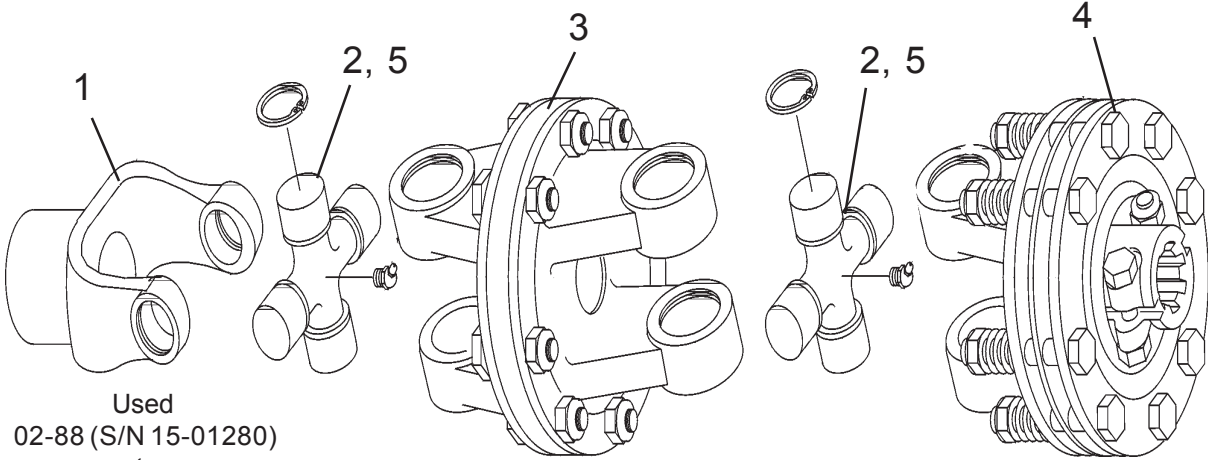
**NOTE:** This Intermediate Driveline Assembly Cat IV (35R Equal) is replaced by #00754180 when replacing complete assembly. Some Parts WILL NOT interchange, Check Part numbers to find what parts are the same. **This Driveline used with Gearboxes with 1-3/8" 6 spline shafts. When This D/L is assembled Item # 3 MUST be bolted as shown in drawing with Yoke Ears in Time with each other for alignment. To adjust this Clutch tighten Springs to a 1-5/16" length (8 Spring Clutch)**

ITEM	PART NO.	QTY.	DESCRIPTION
	<b>00755568</b>	-	<b>Intermediate Driveshaft Cat IV (35R equal)</b>
1	00752883	1	Outer Yoke (1-3/8" 6 spline)
	00752880	1	Push Pin Set (not shown)
2	00752896	2	Cross Bearing w/Retaining Ring
3	00754399	1	Flange Double Yoke (8 Bolt Flange)
4	00756075	1	Clutch & Yoke (1-3/8" 6 spline)
5	00755610	2	Grease Fitting

Feb 1988  
to  
May 2000

**DRIVELINE ASY  
INTERMEDIATE CAT IV  
P/N 00756581 (35R)**

S/N 15-01280  
to  
S/N 15-04378



Used  
02-88 (S/N 15-01280)  
to  
05-00 (S/N 15-04278)

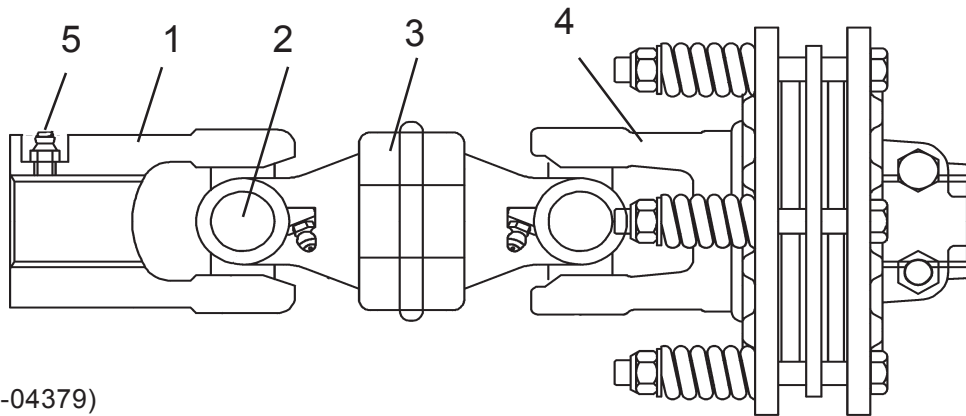
**NOTE: This Driveline used with Gearboxes with 1-3/4" 20 spline shafts. When This D/L is assembled Item # 3 MUST be bolted as shown in drawing with Yoke Ears in Time with each other for alignment. To adjust this Clutch tighten Springs to a 1-5/16" length (8 Spring Clutch). This Intermediate Driveline Assembly Cat IV (35R Equal) is replaced by new style #00775340 when replacing complete assembly, Parts WILL NOT interchange Between the old and new style.**

ITEM	PART NO.	QTY.	DESCRIPTION
	<b>00756581</b>	-	<b>Intermediate Driveshaft Cat IV (35R equal)</b>
1	00757049	1	Outer Yoke (1-3/4" 20 spline)
	00752880	1	Push Pin Set (not shown)
2	00752896	2	Cross Bearing w/Retaining Ring
3	00754399	1	Flange Double Yoke (8 bolt Flange)
4	00756075	1	Clutch & Yoke (1-3/4" 20 Spline Hub)
5	00755610	2	Grease Fitting

Jun. 2000  
to  
Current

# DRIVELINE ASY INTERMEDIATE CAT IV (35R) P/N 00775340

S/N 15-04379  
to  
S/N 15-Current



Used  
01-00 (S/N 15-04379)  
to  
(END PRODUCTION)

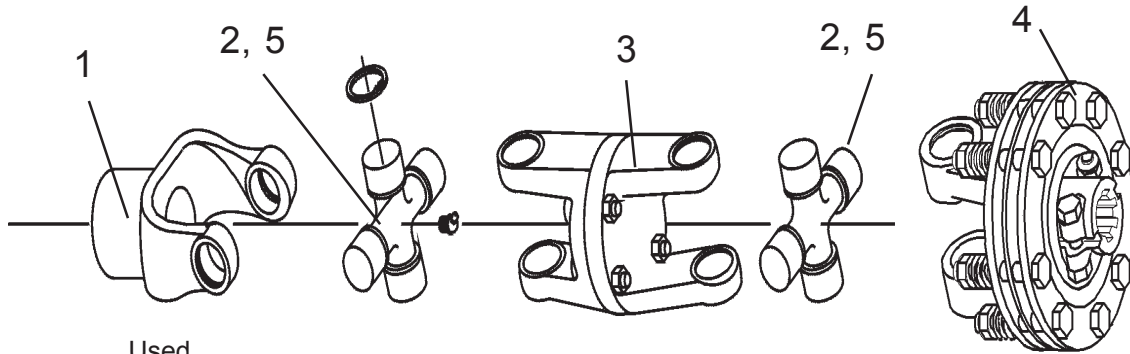
**NOTE:** This Intermediate Driveline Assembly 35R is new style. **Parts WILL NOT interchange Between the old and new style ONLY complete assemblies will interchange. Order replacement parts from this page only if Item # 3 is a welded assembly.** This Driveline used with Gearboxes with 1-3/4" 20 spline shafts. Item # 3 is a welded assembly as shown in drawing. To adjust this Clutch tighten Springs to a 1-9/16" length ( 6 Spring Clutch )

ITEM	PART NO.	QTY.	DESCRIPTION
	<b>00775340</b>	-	<b>Intermidate Driveshaft (35R)</b>
1	00775341	1	Yoke (1-3/4" 20 spline
2	00189700	2	Cross & Bearing w/Retaining Rings
3	00775342	1	Double Yoke (welded assembly)
4	00775331	1	Slip Clutch (1-3/4" 20 splined Hub) 6 Spring
5	ref.	1	Grease fitting (in item 1)

Mar. 1985  
to  
Apr. 1986

## DRIVELINE ASY INTERMEDIATE CAT V P/N 00752982 (44R)

S/N 15-42840  
to  
S/N 15-44814



Used  
03-85 (S/N 15-42840)  
to  
04-86 (S/N 15-44814)

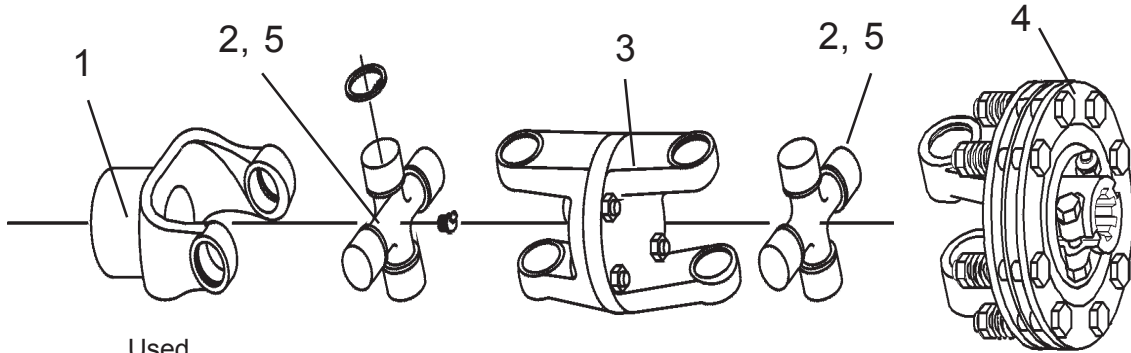
**NOTE:** This Intermediate Driveline Assembly Cat V (44R Equal) is replaced by #00754182 when replacing complete assembly **Some Parts WILL NOT interchange. Check Part numbers to find what parts are the same.** This Driveline used with Gearboxes with 1-3/8" 6 spline shafts. When This D/L is assembled Item # 3 **MUST** be bolted as shown in drawing with Yoke Ears in Time with each other for alignment. To adjust this Clutch tighten Springs to a 1-5/16" length (8 Spring Clutch)

ITEM	PART NO.	QTY.	DESCRIPTION
	<b>00752982</b>	-	<b>Intermediate Driveshaft 44R</b>
1	00753067	1	Yoke (1-3/8" 6 spline)
	00753865	1	Push Pin Set (not shown)
2	00753068	2	Cross Bearing w/Retaining Ring
3	00753889	1	Flange Fork Assembly (4 Bolt Flange)
4	00753881	1	Slip Clutch (1-3/8" 6 splined Hub)
5	00753862	2	Grease Fitting

May 1986  
to  
May 1987

## DRIVELINE ASY INTERMEDIATE CAT V P/N 00755597 (44R)

S/N 15-44815  
to  
S/N 15-46045



Used  
05-86 (S/N 15-44815)  
to  
05-87 (S/N 15-46045)

**NOTE:** This Intermediate Driveline Assembly Cat V (44R Equal) is **replaced by Parts Only** when and not available as an assembly, In June 1987 this part was changed but the Assembly P/N was not, a Slip Clutch with a 1-3/4" 20 spline Hub was added. **This Driveline used with Gearboxes with 1-3/8" 6 spline shafts. When This D/L is assembled Item # 3 MUST be bolted as shown in drawing with Yoke Ears in Time with each other for alignment. To adjust this Clutch tighten Springs to a 1-5/16" length (8 Spring Clutch)**

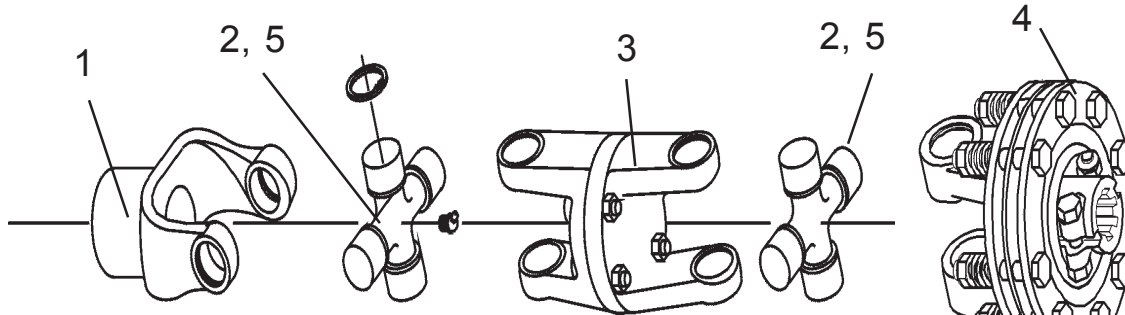
ITEM	PART NO.	QTY.	DESCRIPTION
	<b>00755597</b>	-	<b>Intermediate Driveshaft 44R, This Assembly IS NOT available with parts listed below, Order as Parts only</b>
1	00753067	1	Yoke (1-3/8" 6 spline)
	00753865	1	Push Pin Set (not shown)
2	00753068	2	Cross Bearing w/Retaining Ring
3	00753889	1	Flange Fork Assembly (4 Bolt Flange)
4	00753881	1	Slip Clutch (1-3/8" 6 splined Hub)
5	00753862	2	Grease Fitting



Jun. 1987  
to  
Jan 1988

## DRIVELINE ASY INTERMEDIATE CAT V P/N 00755597 (44R)

S/N 15-46046  
to  
S/N 15-01279



Used  
06-87 (S/N 15-46046)  
to  
01-88 (S/N 15-01279)

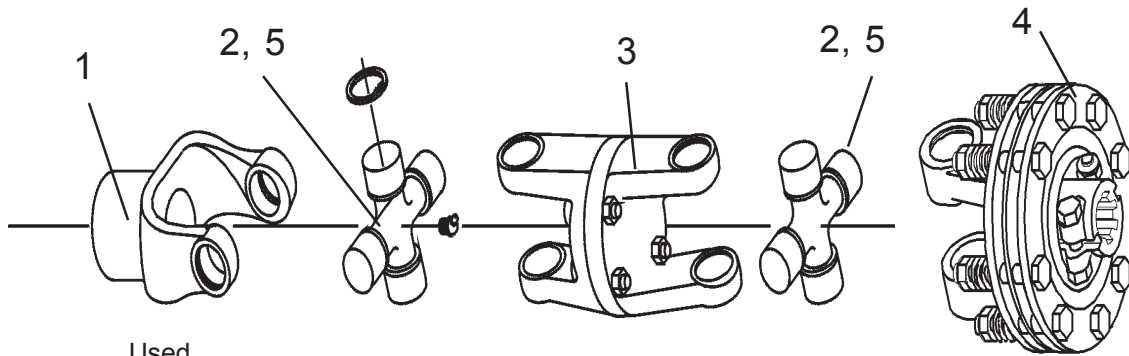
**NOTE:** This Intermediate Driveline Assembly Cat V (44R Equal) is replaced by Parts Only when and not available as an assembly, In June 1987 this part was changed but the Assembly P/N was not, a Slip Clutch with a 1-3/4" 20 spline Hub was added. **NOTE:** This Driveline used with Divider Gearbox with 1-3/8" 6 spline shaft and Center Section Deck with 1-3/4" 20 spline shaft. When This D/L is assembled Item # 3 **MUST** be bolted as shown in drawing with Yoke Ears in Time with each other for alignment. To adjust this Clutch tighten Springs to a 1-5/16" length (8 Spring Clutch)

ITEM	PART NO.	QTY.	DESCRIPTION
	<b>00755597</b>	-	<b>Intermediate Driveshaft 44R</b>
1	00755288	1	Yoke (1-3/8" 6 spline)
2	00753068	2	Cross Bearing w/Retaining Ring
3	00753889	1	Flange Fork Assembly (4 Bolt Flange)
4	00756173	1	Slip Clutch (1-3/4" 20 splined Hub)
5	00755610	2	Grease Fitting

Feb 1988  
to  
Current

# DRIVELINE ASY INTERMEDIATE CAT V P/N 00756580 (44R)

S/N 15-01280  
to  
S/N 15-Current



Used  
02-88 (S/N 15-01280)  
to  
(END PRODUCTION)

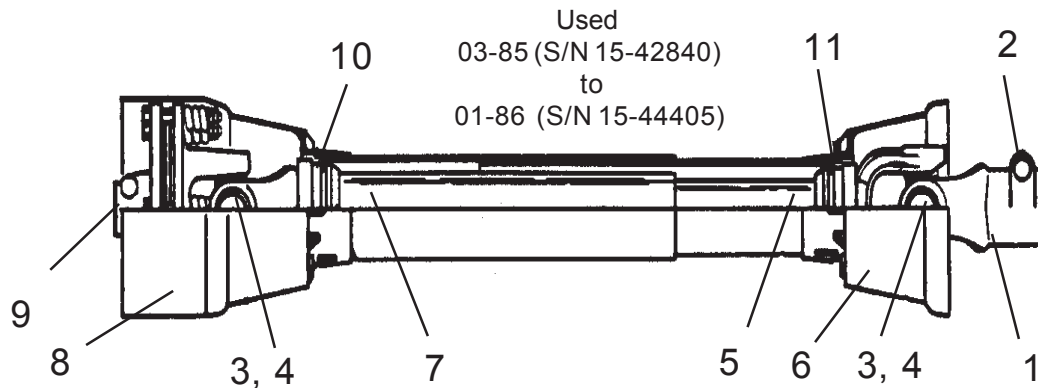
**NOTE:** This Intermediate Driveline Assembly Cat V (44R Equal). **This Driveline used with Divider Gearbox with 1-3/4" 20 spline shaft and Center Section Deck with 1-3/4" 20 spline shaft. When This D/L is assembled Item # 3 MUST be bolted as shown in drawing with Yoke Ears in Time with each other for alignment. To adjust this Clutch tighten Springs to a 1-5/16" length ( 8 Spring Clutch)**

ITEM	PART NO.	QTY.	DESCRIPTION
	<b>00756580</b>	-	<b>Intermediate Driveshaft Cat V (44R equal)</b>
1	00757047	1	Yoke (1-3/4" 20 spline)
2	00753068	2	Cross Bearing w/Retaining Ring
3	00753889	1	Flange Fork Assembly (4 Bolt Flange)
4	00756173	1	Slip Clutch (1-3/4" 20 splined Hub)
5	00755610	2	Grease Fitting

Mar. 1985  
to  
Jan. 1986

## DRIVELINE ASY WING CAT IV P/N 00752842

S/N 15-42840  
to  
S/N 15-44405



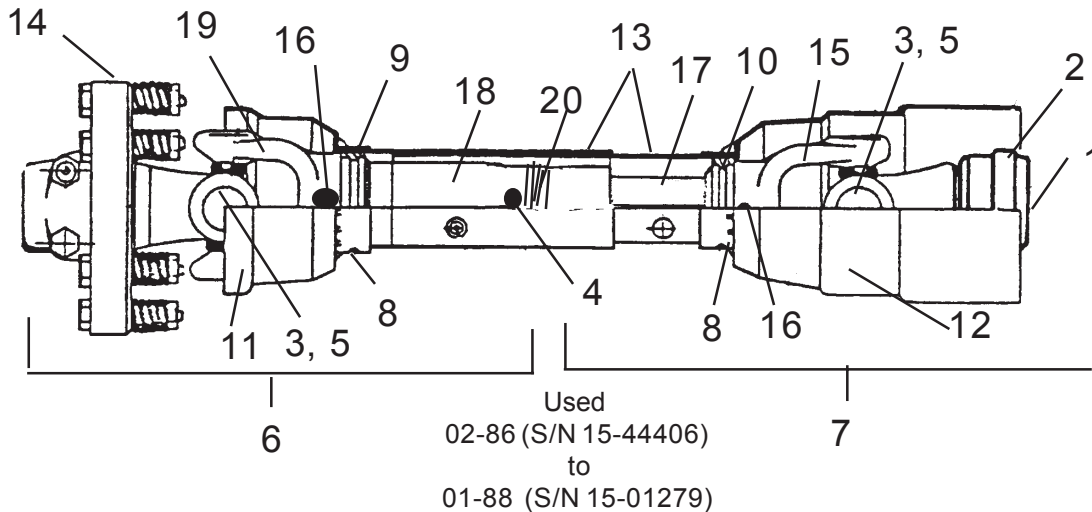
NOTE: This Driveline used with Divider Gearbox with 1-3/8" 6 spline shaft and Wing Deck with 1-3/8" 6 spline shaft. To adjust this Clutch tighten Springs to a 1-5/16" length ( 8 Spring Clutch)

ITEM	PART NO.	QTY	DESCRIPTION
	<b>00752842</b>	--	<b>Driveline Asy Wing, Cat IV</b>
1	00752883	1	Yoke (1-3/8" 6 spl)
2	00752880	1	Push Pin Set
3	00752896	2	Cross & Bearing Kit (with retaining Rings)
4	00752874	Ref	Retaining Rings (NLA as seperate part)
5	00753051	1	Yoke & Tube, inner
6	00753052	1	Shield, Inner Safety Guard
7	00753053	1	Yoke & Tube, Outer
8	00753054	1	Shield, Outer Safety Guard
9	00752897	1	Slip Clutch (1-3/8" 6 Spline Hub) 8 Spring
10	00752975	1	Collar, Guard Retaining, (Outer Tube)
11	00752976	1	Collar, Guard Retaining, (Inner Tube)
12	00752881	2	Grease Fitting (Not Shown)

Feb. 1986  
to  
Jan. 1988

# DRIVELINE ASY WING CAT IV P/N 00755567

S/N 15-44406  
to  
S/N 15-01279



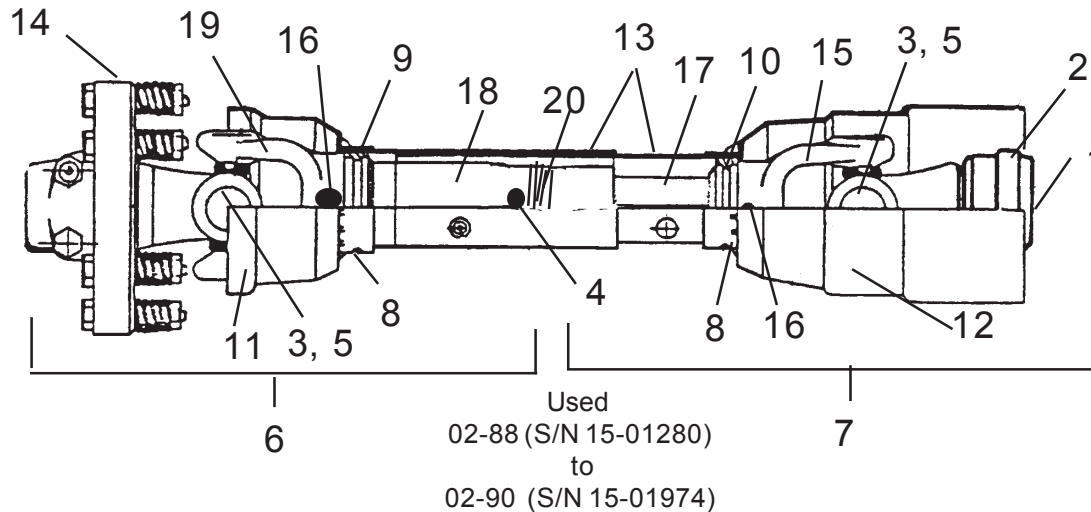
NOTE: This Driveline used with Gearboxes with 1-3/8" 6 spline shafts. To adjust this Clutch tighten Springs to a 1-5/16" length (8 Spring Clutch)

ITEM	PART NO.	QTY	DESCRIPTION
	00755567	—	Driveline Asy
1	00752883	1	Yoke, 1-3/8" 6 Spline QD Slide Collar
2	00757052	AR	Slide Collar Repair Kit (Shown) Replacemnet D/L's
	00752880	AR	Push Pin Set (Not Shown) Older D/L's
3	00752896	2	Cross & Bearing Set w/Retaining Rings
4	00754335	1	Grease Zerk for Tube
5	00755610	2	Grease Zerk
6	00754370	1	Driveline Half Assembly, W/Shields & Slip Clutch
7	00754371	1	Driveline Half Assembly, W/Shields & QD Yoke
8	00754330	6	Screw, Nylon
9	00754332	1	Outer Tube Bearing
10	00754331	1	Inner Tube Bearing
11	00754372	1	Shield, Complete Outer
12	00754373	1	Shield, Complete Inner
13	00754374	1	Shield Assembly Complete Inner & Outer
14	00752897	1	Slip Clutch (1-3/8" 6 Splined Hub) 8 Spring
15	00754153	1	Inner Yoke
16	00754167	1	Roll Pin
17	00755444	1	Inner Tube
18	00755445	1	Outer Tube
19	00754154	1	Outer Yoke
20	00754166	1	Roll Pin

Feb 1988  
to  
Feb 1990

# DRIVELINE ASY WING CAT IV P/N 00756583

S/N 15-01280  
to  
S/N 15-01974



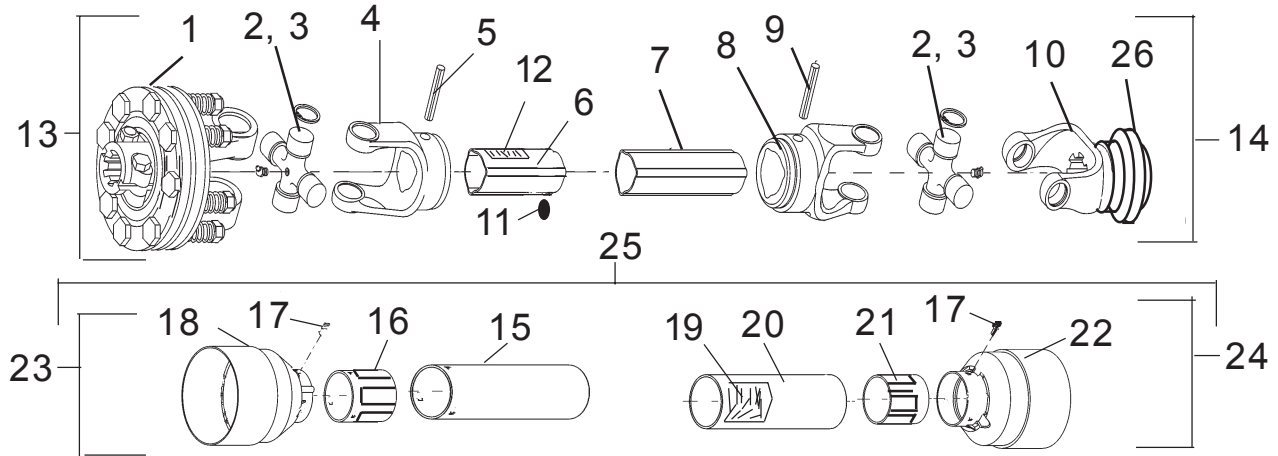
NOTE: This Driveline used with Gearboxes with 1-3/4" 20 spline shafts. A Clamp Yoke Item # 1 & 2 can be used on this D/L but WAS NOT used during production. To adjust this Clutch tighten Springs to a 1-5/16" length (8 Spring Clutch)

ITEM	PART NO.	QTY	DESCRIPTION
	00756583	–	Driveline Asy
1	00757051	1	Yoke, 1-3/4" 20 Spline QD Slide Collar (Shown)
	00771337	AR	Yoke, 1-3/4" 20 spline Clamp Yoke (replacement parts)
2	00757052	1	Slide Collar Repair Kit (Shown)
	00752531	AR	Bolt & Nut, for Item # 1 Clamp Yoke (replacement Parts)
3	00752896	2	Cross & Bearing Set w/Retaining Rings
4	00754335	1	Grease Fitting for Tube
5	00755610	2	Grease Fitting for Cross & Bearing
6	00756573	1	Driveline Half Assembly, W/Shields & Slip Clutch
7	00757054	1	Driveline Half Assembly, W/Shields & QD Yoke
8	00754330	6	Screw, Nylon
9	00754332	1	Outer Tube Bearing
10	00754331	1	Inner Tube Bearing
11	00754372	1	Shield, Complete Outer
12	00754373	1	Shield, Complete Inner
13	00754374	1	Shield Assembly Complete Inner & Outer
14	00756075	1	Slip Clutch (1-3/4" 20 Splined Hub) 8 Spring
15	00754153	1	Inner Yoke
16	00754167	1	Roll Pin
17	00755444	1	Inner Tube
18	00755445	1	Outer Tube
19	00754154	1	Outer Yoke
20	00754166	1	Roll Pin

Mar .1990  
to  
Oct. 1990

# DRIVELINE ASY WING CAT IV P/N 00759213

S/N 15-01975  
to  
S/N 15-02106



Used  
03-90 (S/N 15-01975)  
to  
10-90 (S/N 15-02106)

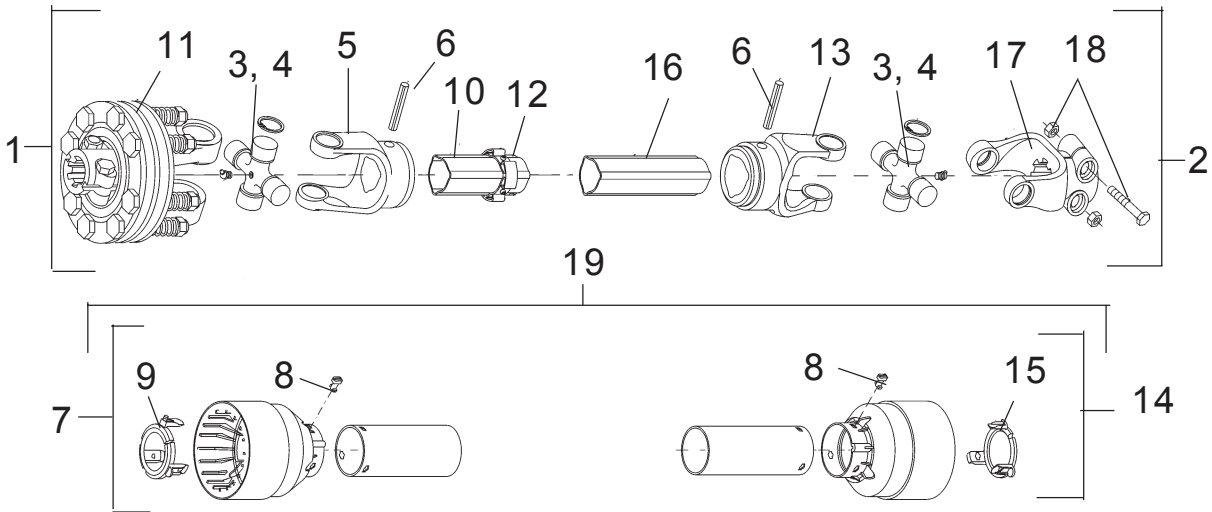
NOTE: This Driveline used with Gearboxes with 1-3/4" 20 spline shafts. To adjust this Clutch tighten Springs to a 1-5/16" length ( 8 Spring Clutch )

ITEM	PART NO.	QTY	DESCRIPTION
1	00756075	1	Slip Clutch Asy, 1-3/4" 20 splined Hub
2	00759517	2	Grease Fitting, for Cross & Bearing
3	00752896	2	Cross & Bearing Set w/Retaining Rings
4	00754154	1	Yoke, for Outer Tube
5	00754167	1	Roll Pin
6	00755445	1	Tube, Outer
7	00755444	1	Tube, Inner
8	00754153	1	Yoke, for Inner Tube
9	00754167	1	Roll Pin
10	00752883	1	Yoke, 1-3/8" 6 Spline w/Slide Collar
11	00754335	1	Grease Fitting, for Outer Tube
12	00756604	1	Decal, D/L Warning Label
13	00759989	1	Driveline Half, W/ Shield & Slip Clutch
14	00759990	1	Driveline Half, W/ Shield & QD Yoke
15	00759991	1	Shield Tube, Inner
16	00759216	1	Bearing, Inner Shield Tube
17	00759217	2	Screw
18	00759842	1	Decal, D/L Shield Warning
20	00759992	1	Shield Tube, Outer
21	00759218	1	Bearing, Shield tube Outer
22	00759844	1	Shield Cone, Standard
23	00759993	1	Shield Asy, Inner Half
24	00759994	1	Shield Asy, Outer Half
25	00759995	1	Shiels Asy, Inner & Outer Half
26	00757144	1	Slide Collar Kit

Nov 1990  
to  
Nov 1999

**DRIVELINE ASY  
WING CAT IV  
P/N 00756583**

S/N 15-02107  
to  
S/N 15-04330



Used  
11-90 (S/N 15-02107)  
to  
11-99 (S/N 15-04330)

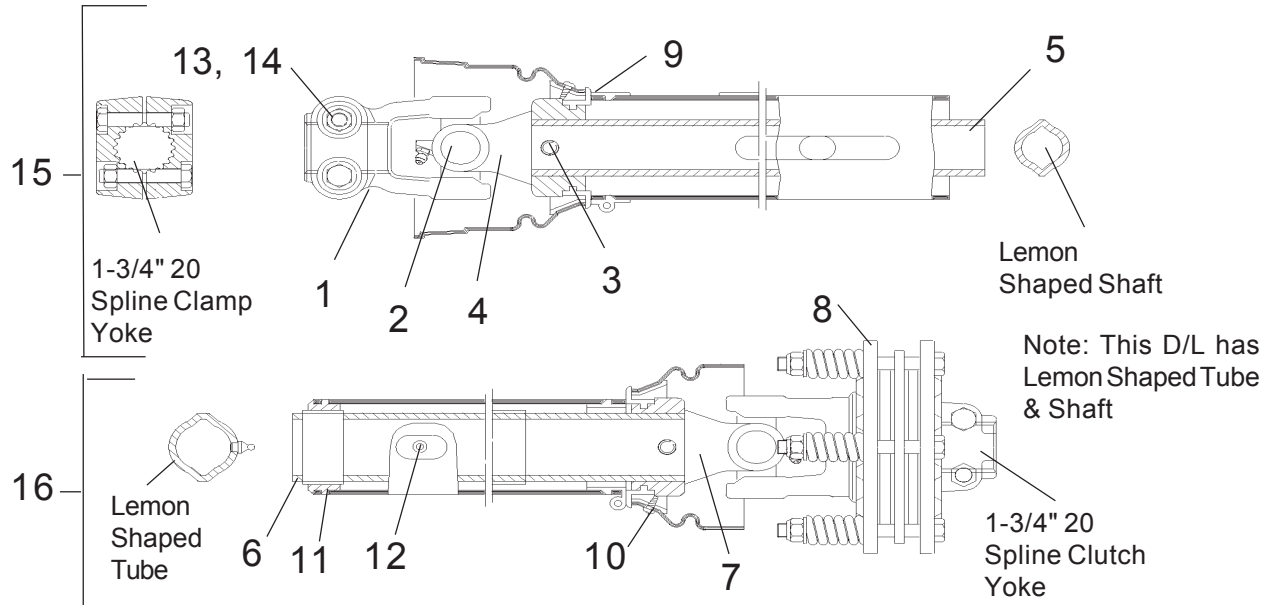
NOTE: This Driveline used with Gearboxes with 1-3/4" 20 spline shafts. To adjust this Clutch tighten Springs to a 1-5/16" length (8 Spring Clutch)

ITEM	PART NO.	QTY.	DESCRIPTION
	<b>00756583</b>		<b>Driveline,Wing</b>
1	00756537	1	Half Driveshaft W/Clutch
2	00757054	1	Pto Inner With Safety Guard
3	00752896	2	Cross Bearing Series 6
4	00755610	2	Grease Fitting
5	00754154	1	Yoke-outer Tube
6	00754167	2	Pin Roll
7	00754372	1	Shield Kit Outer
8	00754330	6	Bolt, Nylon
9	00754332	1	Locking Collar Outer
10	00755445	1	Outer Tube
11	00756075	1	Clutch & Yoke Series 6
12	00772529	1	Bushing With Grease Fitting
13	00754153	1	Yoke Inner
14	00754373	1	Shield Kit Inner
15	00754331	1	Locking Collar Inner
16	00755444	1	Inner Tube
17	00771337	1	Yoke-clamp
18	00772531	2	Bolt & Nut
19	00754374	1	Shield Kit Complete

Dec 1999  
to  
Current

# DRIVELINE ASY WING CAT IV P/N 00775329

S/N 15-04331  
to  
S/N 15-Current



Used  
12-99 (S/N 15-04331)  
to  
(END PRODUCTION)

NOTE: This Driveline used with Gearboxes with 1-3/4" 20 spline shafts. To adjust this Clutch tighten Springs to a 1-9/16" compressed length ( 6 Spring Clutch )

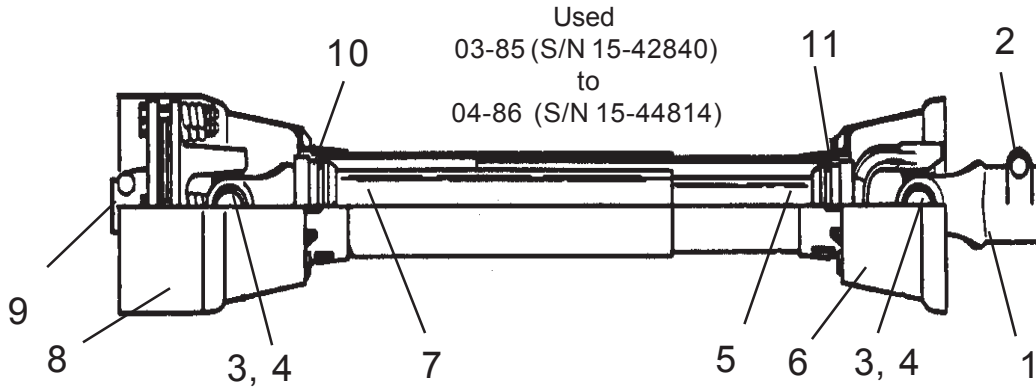
ITEM	PART NO.	QTY.	DESCRIPTION
	<b>00775329</b>		<b>Driveline - Wing Series 60</b>
1	00775316	1	Yoke 1-3/4" 20 Spline Clamp Yoke
2	00189700	2	Cross & Bearing
3	8384	2	Roll Pin
4	00775317	1	Yoke, Inner Tube
5	00775375	1	Tube, Inner
6	00775376	1	Tube & Sleeve, Outer W.A.
7	00775318	1	Yoke, Outer Tube
8	00775331	1	Slip Clutch ( 6 Spring )
9	8393	2	Bearing Ring
10	4797	2	Screw
11	8974	1	Support Bearing
12	1416601	1	Grease Fitting
13	00775384	2	Bolt
14	00775327	2	Nut
15	00775319	1	Shield Half, Outer
16	00775332	1	Shield Half, Inner



Mar. 1985  
to  
Apr. 1986

**DRIVELINE ASY  
WING CAT V  
P/N 00752983  
(Heavy Duty)**

S/N 15-42840  
to  
S/N 15-44814



Used  
03-85 (S/N 15-42840)  
to  
04-86 (S/N 15-44814)

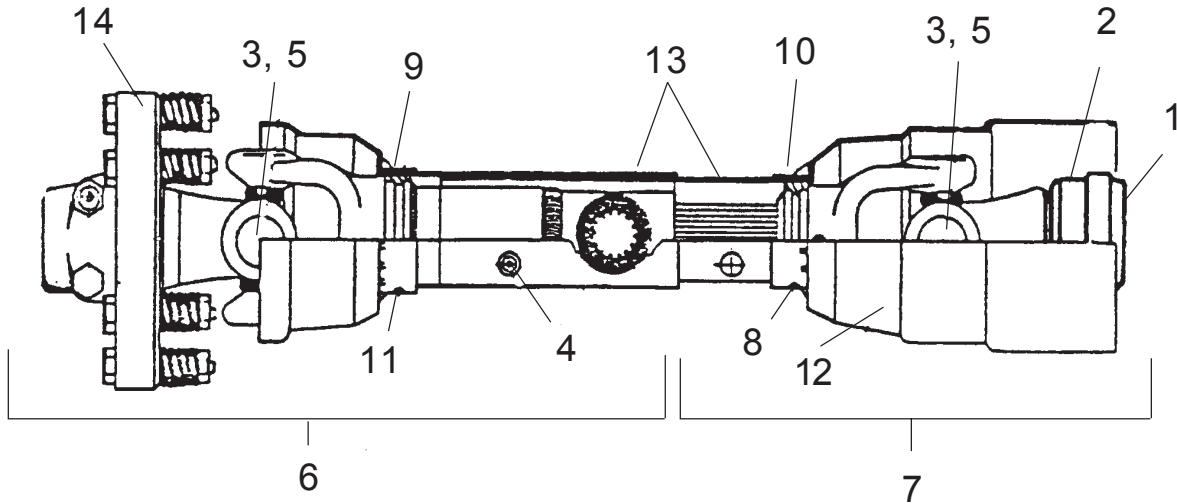
NOTE: This Driveline used with Divider Gearbox with 1-3/8" 6 spline shaft and Wing Deck with 1-3/8" 6 spline shaft. To adjust this Clutch tighten Springs to a 1-5/16" length ( 8 Spring Clutch)

ITEM	PART NO.	QTY	DESCRIPTION
	<b>00752983</b>	--	<b>Driveline Asy Wing, Cat V</b>
1	00753067	1	Yoke (1-3/8" 6 spl)
2	00753865	1	Push Pin Set
3	00753068	2	Cross & Bearing Kit (with retaining Rings)
4	00753864	2	Grease Fitting, for Cross & Bearing (Not Shown)
5	00753890	1	Driveline Half Asy Inner, W/ Shield & QD Yoke
6	00753893	1	Shield, Inner Safety Guard
7	00753891	1	Driveline Half Asy Outer, W/ Shield & Slip Clutch
8	00753892	1	Shield, Outer Safety Guard
9	00753881	1	Slip Clutch (1-3/8" 6 Spline Hub) 8 Spring
10	00753869	1	Safety Ring Nut Kit, (Outer Tube)
11	00753866	1	Safety Ring Nut Kit, (Inner Tube)
12	00753862	1	Grease Fitting (Not Shown)

May 1986  
to  
Jan 1988

# DRIVELINE ASY WING CAT V P/N 00755565 (44R)

S/N 15-44815  
to  
S/N 15-01279



Used  
05-86 (S/N 15-44815)  
to  
01-88 (S/N 15-01279)

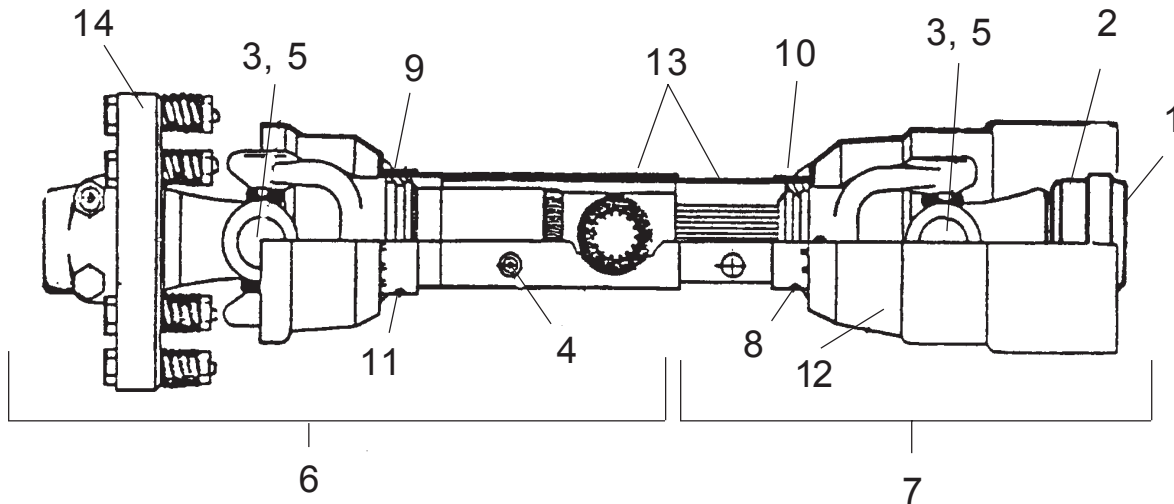
NOTE: This Driveline used with Gearboxes with 1-3/8" 6 spline shafts. To adjust this Clutch tighten Springs to a 1-5/16" compressed length ( 8 Spring Clutch ). This is a Splined Shaft & Tube D/L, Check before ordering Parts

ITEM	PART NO.	QTY	DESCRIPTION
	00755565	-	Driveline Asy
1	00753069	1	Yoke QD, 1-3/8" 6 Spline
2	00753865	1	Push Pin Set
3	00753068	2	Cross & Bearing Set w/Retaining Rings
4	00754335	1	Grease Fitting for Tube
5	00754334	2	Grease Fitting for Cross & Bearing
6	00753891	1	Driveline Half Assembly, W/Shields & Slip Clutch
7	00753890	1	Driveline Half Assembly, W/Shields & QD Yoke
8	00754330	6	Screw, Nylon
9	00754332	1	Outer Tube Bearing
10	00754331	1	Inner Tube Bearing
11	00753892	1	Shield, Complete Outer
12	00753893	1	Shield, Complete Inner
13	00754369	1	Shield Assembly Complete Inner & Outer
14	00753881	1	Slip Clutch (1-3/8" 6 Splined Hub) 8 Spring

Feb 1988  
to  
Feb 1990

# DRIVELINE ASY WING CAT V P/N 00756582 (44R)

S/N 15-01280  
to  
S/N 15-01974



Used  
02-88 (S/N 15-01280)  
to  
02-90 (S/N 15-01974)

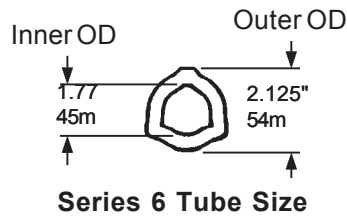
NOTE: This Driveline used with Gearboxes with 1-3/4" 20 spline shafts. To adjust this Clutch tighten Springs to a 1-5/16" compressed length ( 8 Spring Clutch ). This is a Splined Shaft & Tube D/L, Check before ordering Parts

ITEM	PART NO.	QTY	DESCRIPTION
	00756582	-	Driveline Asy
1	00753908	1	Yoke QD, 1-3/4" 20 Spline
2	00757052	1	Slide Collar Kit
3	00753068	2	Cross & Bearing Set w/Retaining Rings
4	00754335	1	Grease Fitting for Tube
5	00754334	2	Grease Fitting for Cross & Bearing
6	00756539	1	Driveline Half Assembly, W/Shields & Slip Clutch
7	00757057	1	Driveline Half Assembly, W/Shields & QD Yoke
8	00754330	6	Screw, Nylon
9	00754332	1	Outer Tube Bearing
10	00754331	1	Inner Tube Bearing
11	00753892	1	Shield, Complete Outer
12	00753893	1	Shield, Complete Inner
13	00754369	1	Shield Assembly Complete Inner & Outer
14	00756173	1	Slip Clutch (1-3/4" 20 Splined Hub) 8 Spring

Mar. 1990  
to  
Oct. 1990

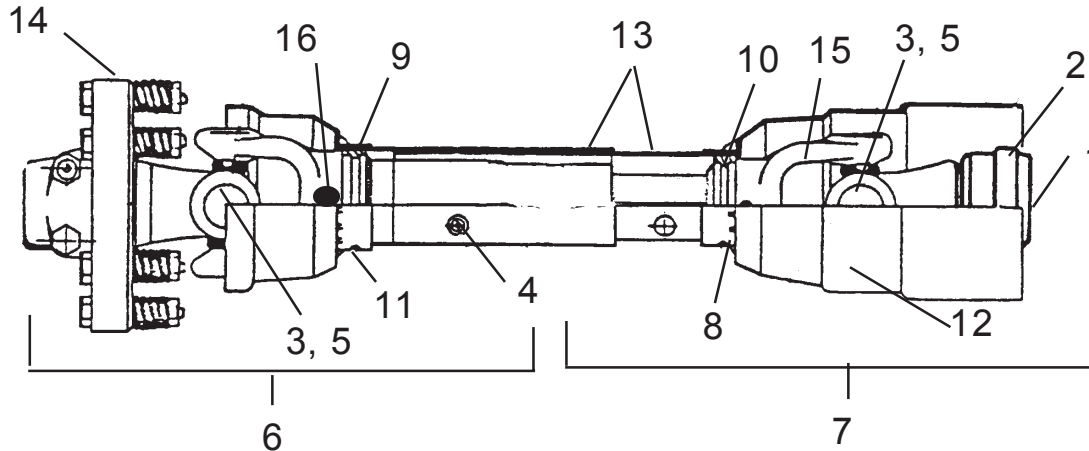
# DRIVELINE ASY WING CAT V P/N 00757375 (44R HD)

S/N 15-01975  
to  
S/N 15-02106



O.D. INNER SHIELD		
00757375	3"	Dia.
	9-3/8"	Circ.
O.D. OUTER SHIELD		
00757375	3-1/4"	Dia.
	10-1/8"	Circ.

Used  
03-90 (S/N 15-01975)  
to  
10-90 (S/N 15-02106)



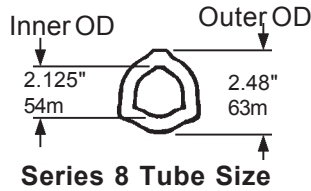
NOTE: SERIES 6 Triangle Shape Shaft & Tube with Yellow Shields, Always check Tube & Shield size before ordering Parts. This Driveline used with Gearboxes with 1-3/4" 20 spline shafts. To adjust this Clutch tighten Springs to a 1-5/16" length (8 Spring Clutch). Replace as an Asy with P/N 00757375A (with Series 8 Shields & Tubes) Some parts WILL NOT Interchange. Always Check part numbers to see which parts will interchange.

ITEM	PART NO	QTY	DESCRIPTION
	<b>00757375</b>	<b>1</b>	<b>Driveline Asy (Series 6 Shields)</b>
1	00753908	1	Yoke, QD 1-3/4" 20 Spline
2	00757052	1	Slide Collar Repair Kit
3	00753068	2	Cross & Bearing Set
4	00754335	1	Grease Fitting for Tube
5	00754334	2	Grease Fitting for Cross & Bearing
6	00757376	1	Driveline Half Asy, W/ Shield & Slip Clutch
7	00757377	1	Driveline Half Asy, W/ Shield & QD Yoke
8	00754330	6	Nylon Bolt
9	00754332	1	Outer Locking Collar
10	00754331	1	Inner Locking Collar
11	00753892	1	Shield, Outer Complete ( Series 6 )
12	00753893	1	Shield, Inner Complete ( Series 6 )
13	00754369	1	Shield, Inner & Outer Complete (Series 6)
14	00756173	1	Slip Clutch ( 8 Spring )
15	00757379	1	Yoke & Shaft Asy
16	00757378	1	Yoke & Tube Asy

Nov 1990  
to  
May 2000

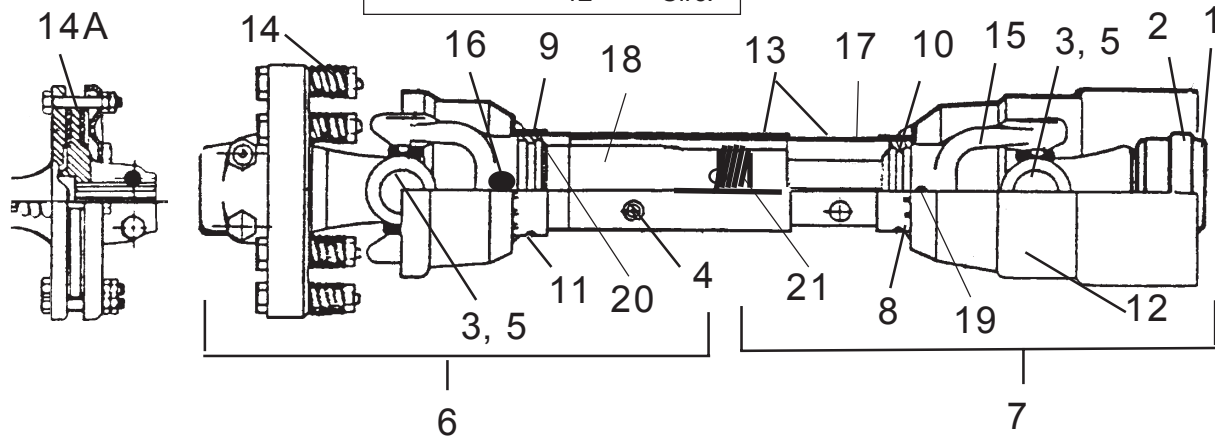
# DRIVELINE ASY WING CAT V P/N 00757375A (44R HD)

S/N 15-02107  
to  
S/N 15-04378



O.D. INNER SHIELD	
00757375A	3-9/16" Dia. 11-1/4" Circ.
O.D. OUTER SHIELD	
00757375A	3-13/16" Dia. 12" Circ.

Used  
11-90 (S/N 15-02107)  
to  
05-00 (S/N 15-04378)



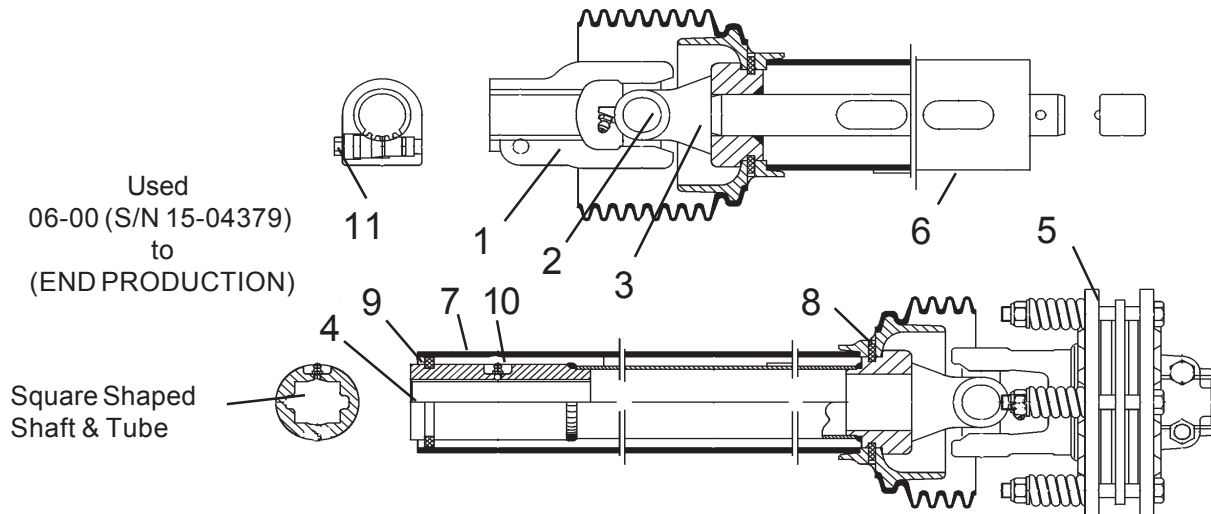
NOTE: SERIES 8 Triangle Shape Shaft & Tube with Yellow Shields, Always check Tube & Shield size before ordering Parts. This Driveline used with Gearboxes with 1-3/4" 20 spline shafts. To adjust this Clutch (Clutch w/ Springs) tighten Springs to 1-5/16" compressed length ( 8 Spring Clutch). Some parts WILL NOT Interchange with earlier Drivelines. (Check part numbers). \* 14A: Some of the drivelines shipped in 1997 & 1998 were shipped with a springless slip clutch (P/N 00756173A) which is no longer available. There was a Kit #00773224 to convert these to a Spring type, Kit includes Springs, Bolts & Nuts. Or replace as an assembly with #00756173

ITEM	PART NO	QTY	DESCRIPTION
	<b>00757375A</b>	<b>1</b>	<b>Driveline Asy</b>
1	00753908	1	Outer Yoke
2	00757052	1	Slide Collar Repair Kit
3	00753068	2	Cross Bearing Series 8
4	00754335	1	Grease Fitting for Tube
5	00754334	2	Grease Fitting
6	00765431	1	Half Outer Shaft (Series 8)
7	00765432	1	Half, Inner Shaft (Series 8)
8	00754330	6	Nylon Bolt
9	00765420	1	Outer Locking Collar
10	00765417	1	Inner Locking Collar
11	00765433	1	Half Outer Shield (Series 8)
12	00765434	1	Half Inner Shield (Series 8)
13	-----	1	Complete Shield
14	00756173	1	Slip Clutch (8 Spring)
14A	00756173A	1	Slip Clutch (No Springs) Use 00756173
15	00766555	1	Yoke, Outer Series
16	00766556	1	Yoke, Inner
17	00766571	1	Tube, Hardened Inner
18	00766570	1	Tube, Outer
19	00758160	1	Roll Pin
20	00758159	1	Roll Pin
21	00766569	1	Spring Centering (Not Shown)

Jun. 2000  
to  
Current

# DRIVELINE ASY WING CAT V (44R) (Heavy Duty)

S/N 15-04379  
to  
S/N 15-Current



NOTE: Order parts from this page if the Tube and Shaft of your driveline has a Square shape as shown in drawing above. This Driveline used with Gearboxes with 1-3/4" 20 spline shafts. To adjust this Clutch tighten Springs to a 1-9/16" compressed length ( 6 Spring Clutch )

ITEM	PART NO.	QTY	DESCRIPTION
	<b>00775422</b>	-	<b>Driveline Assembly</b>
1	00775353	1	Yoke
2	W279R	2	Cross & Bearing Kit
3	8384	2	Spring Pin
4	00775317	1	Inboard Yoke
5	0921000332	1	Inner Profile
6	00775378	1	Profile & Sleeve W.A.
7	00775318	1	Inboard Yoke
8	00775419	1	Friction Clutch
9	8393	2	Bearing Ring
10	4797	2	Screw
11	8974	1	Support Bearing
12	1416601	1	Zerk
13	00775427	1	Outer Shield Half
14	00775428	1	Inner Shield Half
15	00767954	1	Yoke QD Kit
16	8371	1	QD Flange Kit

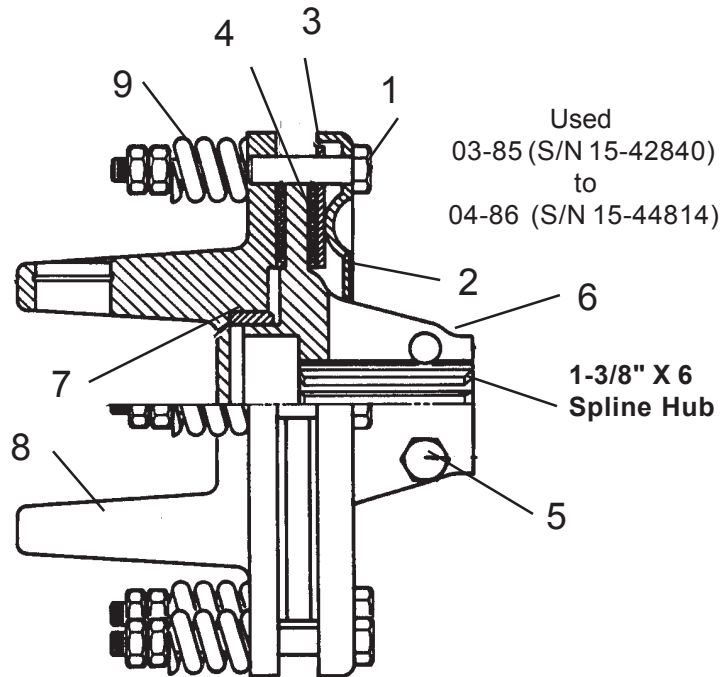
Mar. 1985  
to  
Apr. 1986

# SLIP CLUTCH ASY CAT IV

S/N 15-42480  
to  
S/N 15-44814

**USED ON D/L Asy #**  
00752843 Intermediate D/L  
00752842 Wing D/L  
00755567 Wing D/L

**NOTE: This Clutch used with Gearboxes with 1-3/8" 6 spline shafts. To adjust this Clutch tighten Springs to a 1-5/16" compressed length ( 8 Spring Clutch )**



Item	Part NO.	Qty	Description
	<b>00752897</b>	-	<b>Slip Clutch Asy (1-3/8" 6 Spline)</b>
1	00752898	8	Bolt & Nut
2	00752899	1	Pressure Plate
3	00752901	1	Inner Liner
4	00752902	2	Lining
5	00752903	2	Bolt, Nut & Washer
6	00752904	1	Body, Friction Clutch (1-3/8" 6 Spline)
7	00752907	1	Bushing, Collar
8	00752905	1	Flanged Yoke
9	00752906	8	Spring

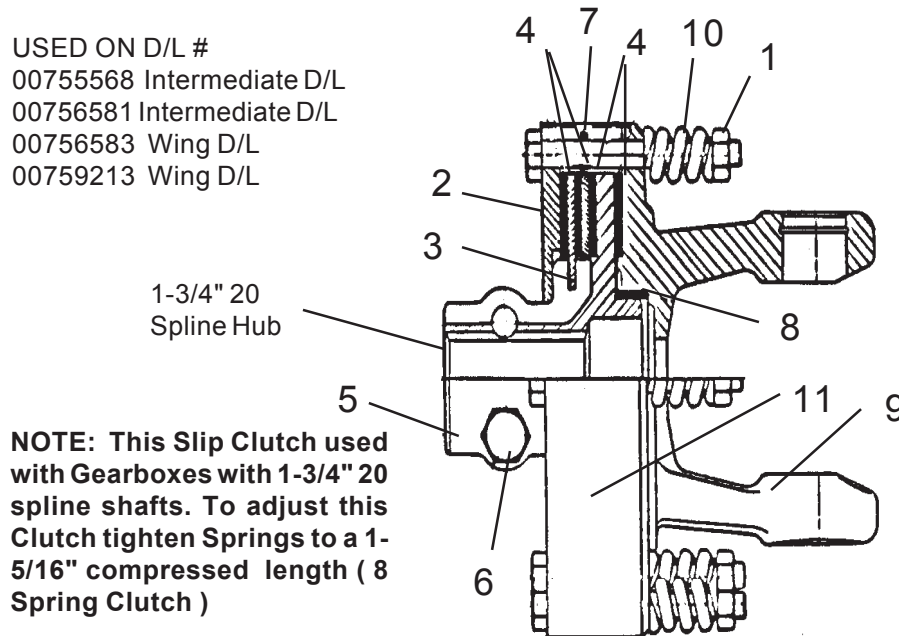
May 1986  
to  
Oct 1993

# SLIP CLUTCH ASY CAT IV

S/N 15-044815  
to  
S/N 15-03025

USED ON D/L #  
00755568 Intermediate D/L  
00756581 Intermediate D/L  
00756583 Wing D/L  
00759213 Wing D/L

Used  
05-86 (S/N 15-44815)  
to  
10-93 (S/N 15-03025)



**NOTE:** This Slip Clutch used with Gearboxes with 1-3/4" 20 spline shafts. To adjust this Clutch tighten Springs to a 1-5/16" compressed length ( 8 Spring Clutch )

**Note:** Changes were made on Item # 3, Item # 11 was removed completely on later Serial Number Units but main Clutch Asy Part number DID NOT Change.

## For Cat 4 Drivelines

Item	Part No.	Qty	Description
	<b>00756075</b>	-	<b>Slip Clutch Asy</b>
1	00754199	1	Bolt & Nut Set (8 Bolts & Nuts)
2	00754203	1	Outer Flange
3	00754201	1	Clutch Plate *
4	00754202	4	Lining, Friction Disk
5	00755599	1	Body, Friction Clutch
6	00755600	2	Bolt & Nut Set
7	00754314	1	Plate with Holes
8	00754301	1	Spacer, Bushing
9	00754302	1	Yoke Friction
10	00754304	8	Spring
11	00754304	1	Dirt Shield *



Nov 1993  
to  
May 2000

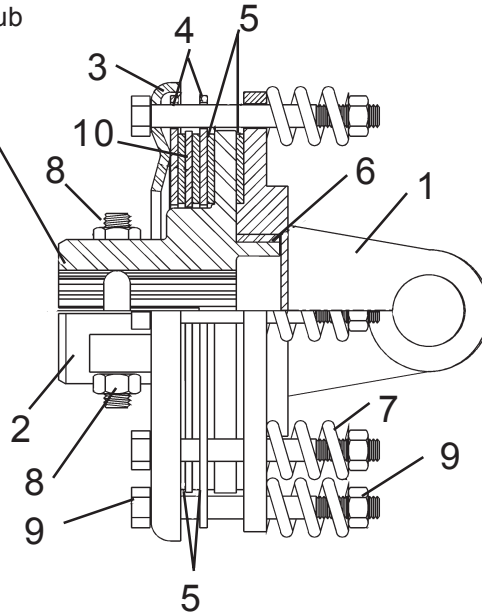
# SLIP CLUTCH ASY CAT IV

S/N 15-03026  
to  
S/N 15-04378

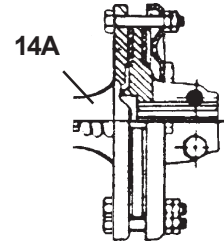
USED ON D/L #  
00756581 Intermediate D/L  
00756583 Wing D/L  
00759213 Wing D/L

**\*NOTE 14A:** Some of the drivelines shipped in 1997 & 1998 were shipped with a springless slip clutch (P/N 00756075A) which is no longer available. There was a Kit # 00773224 to convert these to a Spring type, Kit includes Springs, Bolts & Nuts. Or replace as an assembly with # 00756075

1-3/4" X 20  
Spline Hub



Used  
11-93 (S/N 15-03026)  
to  
05-00 (S/N 15-04378)



NOTE: This Slip Clutch used with Gearboxes with 1-3/4" 20 spline shafts. To adjust this Clutch tighten Springs to a 1-5/16" compressed length ( 8 Spring Clutch ). Changes were made on Item #3 and dirt Shield was removed completely from what was on earlier Serial Number Units, but main Clutch Asy Part number DID NOT Change.

## For Cat 4 Drivelines

Item	Part No.	Qty	Description
	<b>00756075</b>	-	<b>Slip Clutch Asy</b>
1	00754302	1	Flange Yoke
2	00755599	1	Clutch Support
3	00766810	1	Pressure Plate
4	00754314	2	Plate with Holes
5	00754202	4	Lining Ring
6	00754301	1	Bushing
7	00754303	8	Spring, Clutch
8	00755600	2	Nut & Bolt
9	00754199	8	Nut & Bolt
	00754201	1	Intermediate Plate
14A	00756075A*	Ref*	Slip Clutch (No Springs)

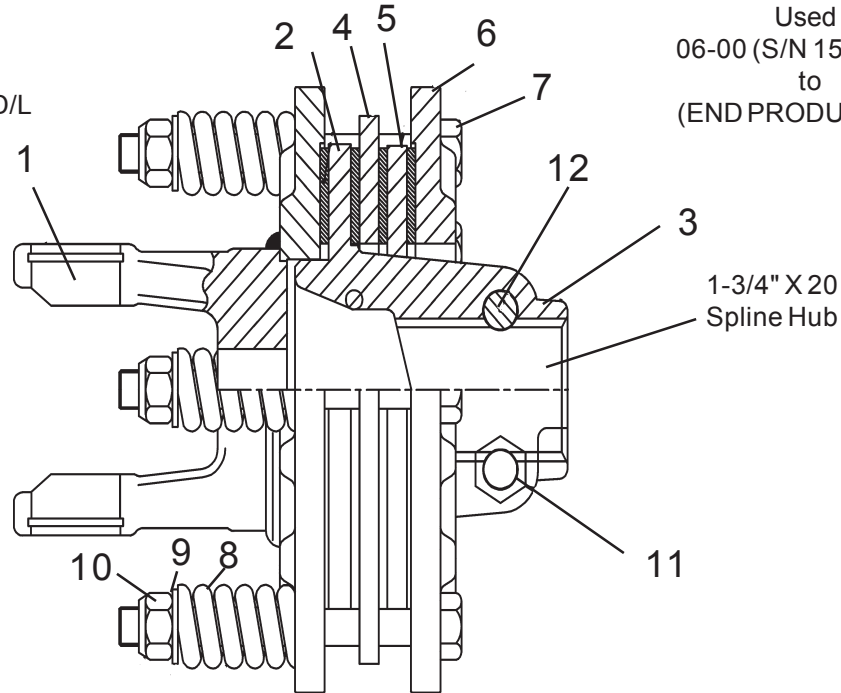
Jun. 2000  
to  
Current

# SLIP CLUTCH ASSEMBLY CAT IV

S/N 15-04379  
to  
S/N 15-Current

USED ON D/L #  
00775340 Intermediate D/L  
00775329 Wing D/L

NOTE: This Slip Clutch  
used with Gearboxes  
with 1-3/4" 20 spline  
shafts. To adjust this  
Clutch tighten Springs  
to a 1-9/16" compressed  
length (6 Spring Clutch)



Used  
06-00 (S/N 15-04379)  
to  
(END PRODUCTION)

Item	Part No.	Qty	Description
	<b>00775331</b>	-	<b>Slip Clutch</b>
1	00775333	1	Flange Yoke
2	8366	4	Friction Disk
3	00775334	1	Hub
4	00775335	1	Drive Plate
5	00775336	1	Drive Plate
6	00775337	1	Thrust Plate
7	00775338	6	Bolt
8	00775339	6	Compression Spring
9	00754566	6	Lockwasher
10	00756164	6	Locknut
11	00775327	2	Locknut
12	00775328	2	Bolt

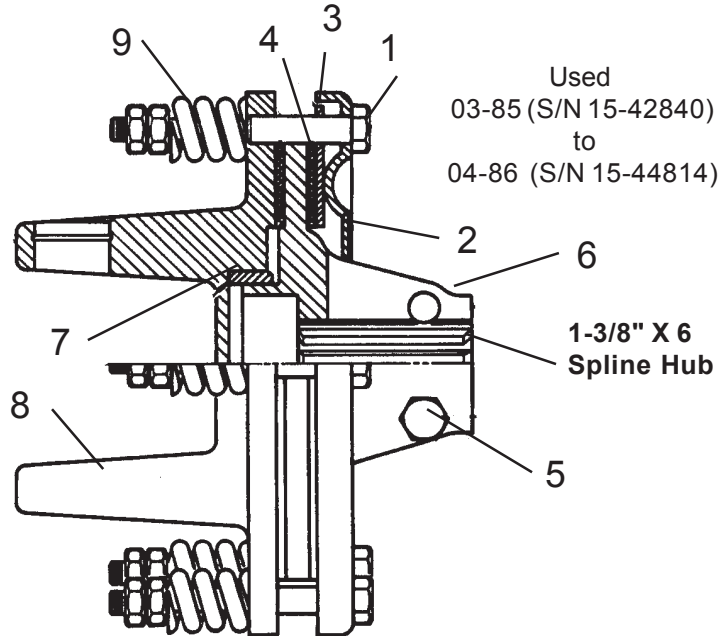
Mar. 1985  
to  
Apr. 1986

# SLIP CLUTCH ASSEMBLY CAT V

S/N 15-42480  
to  
S/N 15-44814

USED ON D/L #  
00752982 Intermediate D/L  
00755597 Intermediate D/L  
00752983 Wing D/L  
00755565 Wing D/L

**NOTE:** This Clutch used with Gearboxes with 1-3/8" 6 spline shafts. To adjust this Clutch tighten Springs to a 1-5/16" compressed length ( 8 Spring Clutch )



ITEM	PART NO.	QTY	DESCRIPTION
	<b>00753881</b>	-	<b>Slip Clutch Asy (1-3/8" 6 Spline) Cat V</b>
1	00752898	8	Bolt & Nut
2	00752899	1	Pressure Plate
3	00752901	1	Inner Liner
4	00752902	2	Lining
5	00752903	2	Bolt, Nut & Washer
6	00752904	1	Body, Friction Clutch (1-3/8" 6 Spline)
7	00752907	1	Bushing, Collar
8	00754083	1	Flanged Yoke
9	00752906	8	Spring

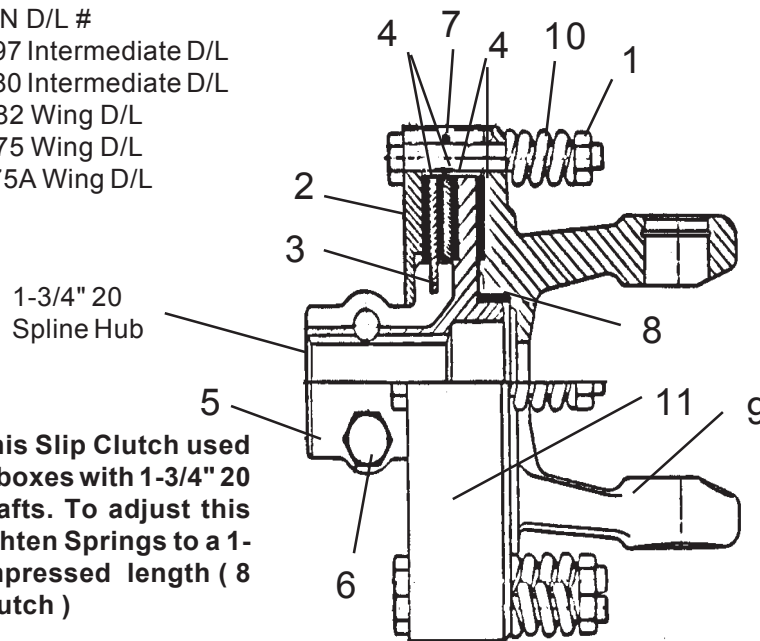
May 1986  
to  
Oct. 1993

## SLIP CLUTCH ASY CAT V

S/N 15-44815  
to  
S/N 15-03025

USED ON D/L #  
00755597 Intermediate D/L  
00756580 Intermediate D/L  
00756582 Wing D/L  
00757375 Wing D/L  
00757375A Wing D/L

Used  
05-86 (S/N 15-44815)  
to  
10-93 (S/N 15-03025)



**NOTE:** This Slip Clutch used with Gearboxes with 1-3/4" 20 spline shafts. To adjust this Clutch tighten Springs to a 1-5/16" compressed length ( 8 Spring Clutch )

**Note:** Changes were made on Item # 3, Item # 11 was removed completely on later Serial Number Units but main Clutch Asy Part number DID NOT Change.

### For Cat 5 Drivelines

ITEM	PART NO.	QTY	DESCRIPTION
	<b>00756173</b>	-	<b>Slip Clutch Assembly (Cat V)</b>
1	00754199	1	Bolt & Nut Set (8 Bolts & Nuts)
2	00754203	1	Outer Flange
3	00754201	1	Clutch Plate *
4	00754202	4	Lining, Friction Disk
5	00755599	1	Body, Friction Clutch
6	00755600	2	Bolt & Nut Set
7	00754314	1	Plate with Holes
8	00754301	1	Spacer, Bushing (Cat V)
9	00754083	1	Yoke Friction
10	00754304	8	Spring
11	00754304	1	Dirt Shield *

**NOTE:** This Slip Clutch used with Gearboxes with 1-3/4" 20 spline shafts. To adjust this Clutch tighten Springs to a 1-5/16" compressed length ( 8 Spring Clutch )

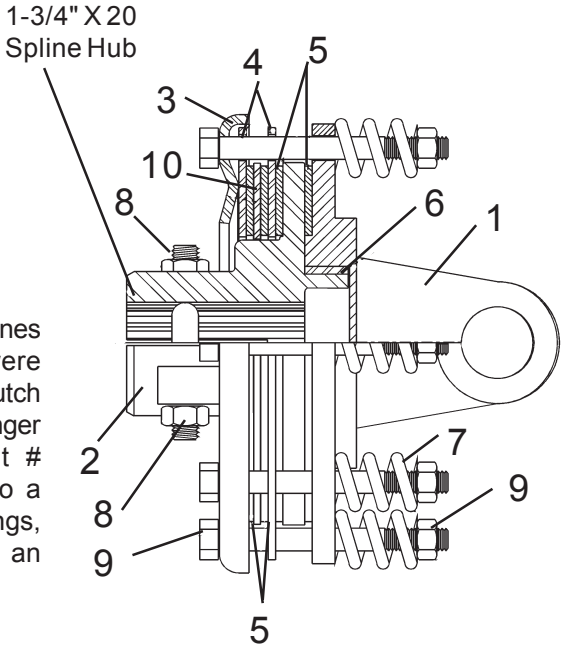
Nov 1993  
to  
May 2000

# SLIP CLUTCH ASY CAT V

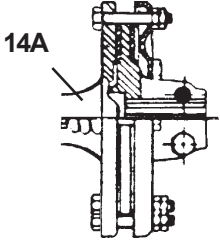
S/N 15-03026  
to  
S/N 15-04378

USED ON D/L #  
00755597 Intermediate D/L  
00756580 Intermediate D/L  
00756582 Wing D/L  
00757375 Wing D/L  
00757375A Wing D/L

**\*NOTE 14A:** Some of the drivelines shipped in 1997 & 1998 were shipped with a springless slip clutch (P/N 00756075A) which is no longer available. There was a Kit # 00773224 to convert these to a Spring type, Kit includes Springs, Bolts & Nuts. Or replace as an assembly with # 00756075



Used  
11-93 (S/N 15-03026)  
to  
05-00 (S/N 15-04378)



NOTE: This Slip Clutch used with Gearboxes with 1-3/4" 20 spline shafts. To adjust this Clutch tighten Springs to a 1-5/16" compressed length ( 8 Spring Clutch ). Changes were made on Item # 3 and dirt Shield was removed completely from what was on earlier Serial Number Units, but main Clutch Asy Part number DID NOT Change.

### For Cat 5 Drivelines

ITEM	PART NO.	QTY	DESCRIPTION
	<b>00756173</b>	-	<b>Slip Clutch Asy (Cat V)</b>
1	00754083	1	Flange Yoke
2	00755599	1	Clutch Support
3	00766810	1	Pressure Plate
4	00754314	2	Plate with Holes
5	00754202	4	Lining Ring
6	00754301	1	Bushing
7	00754303	8	Spring, Clutch
8	00755600	2	Nut & Bolt
9	00754199	8	Nut & Bolt
10	00754201	1	Intermediate Plate
14A	00756173A*	Ref*	Slip Clutch (No Springs)

**\*NOTE 14A:** Some of the drivelines shipped in 1997 & 1998 were shipped with a springless slip clutch (P/N 00756173A) which is no longer available. There was a Kit # 00773224 to convert these to a Spring type, Kit includes Springs, Bolts & Nuts. Or replace as an assembly with #00756173

**NOTE: This Slip Clutch used with Gearboxes with 1-3/4" 20 spline shafts. To adjust this Clutch tighten Springs to a 1-5/16" compressed length ( 8 Spring Clutch )**

Jun. 2000  
to  
Current

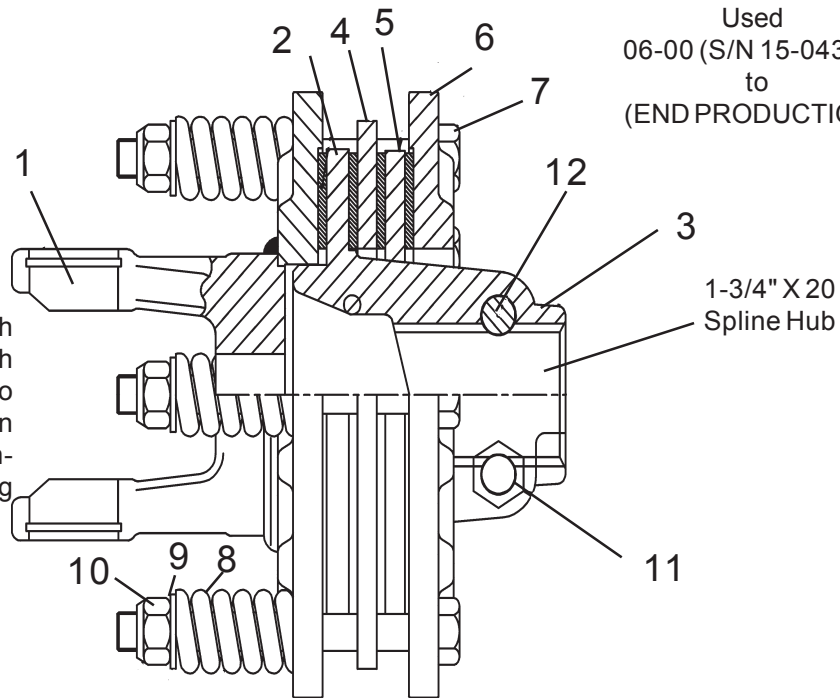
# SLIP CLUTCH ASY CAT V

S/N 15-04379  
to  
S/N 15-Current

USED ON D/L #  
00775343 Wing D/L

Used  
06-00 (S/N 15-04379)  
to  
(END PRODUCTION)

NOTE: This Slip Clutch  
used with Gearboxes with  
1-3/4" 20 spline shafts. To  
adjust this Clutch tighten  
Springs to a 1-9/16" com-  
pressed length ( 6 Spring  
Clutch )

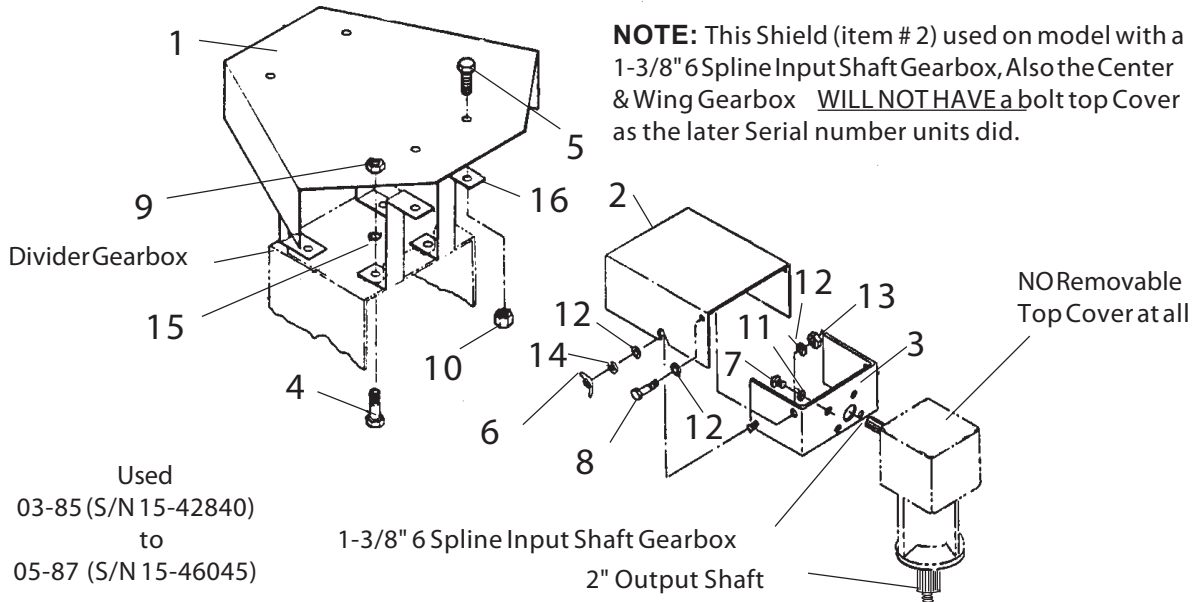


ITEM	PART NO.	QTY	DESCRIPTION
	<b>00775382</b>	-	<b>Slip Clutch Asy (Cat V / 44R)</b>
1	00775383	1	Flange Yoke
2	8366	4	Friction Disk
3	00775334	1	Hub
4	00775335	1	Drive Plate
5	00775336	1	Drive Plate
6	00775337	1	Thrust Plate
7	00775338	6	Bolt
8	00775339	6	Compression Spring
9	00754566	6	Lockwasher
10	00756164	6	Locknut
11	00775327	2	Locknut
12	00775328	2	Bolt

Mar. 1985  
to  
May 1987

S/N 15-42840  
to  
S/N 15-46045

# GEARBOX SAFETY SHIELDS DIVIDER - CENTER - WING



## CENTER SECTION SHIELD ASSEMBLY

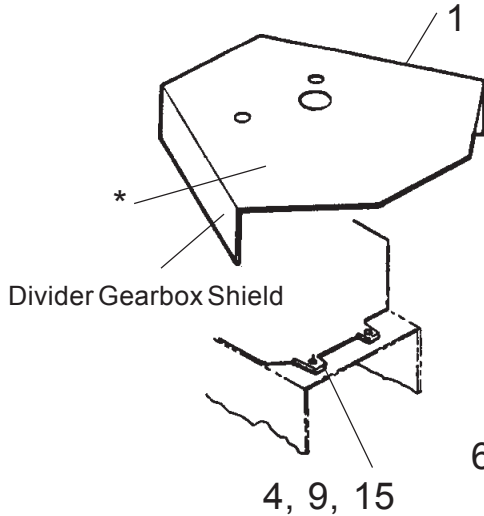
ITEM	PART NO.	QTY	DESCRIPTION
1	00754063	1	Safety Shield, Divider Gearbox
2	00753016	1	Safety Shield, Center & Wing Gearbox
3	00753015	1	Shield Rear Support, Center & Wing
4	00008300	4	Bolt
5	00024600	4	Bolt
6	00004000	1	Wing Nut
7	-----	AR	Bolt, Existing G/B Bolts
8	00999314	2	Bolt
9	00010400	4	Nut
10	00695100	4	Nut, Toplock 5/8 NC PLC
11	00022200	2	Lockwasher
12	00019700	4	Flatwasher
13	00749137	2	Nut
14	00024100	2	Flatwasher
15	00010300	4	Lockwasher
16	00753797	4	Safety Shield Mount

\* Use existing Gearbox Bolts to bolt Safety Shield on Gearbox. Hardware Qty shown is for 1 Shield, Center & Wing use same Hardware

Jun. 1987  
to  
Apr. 1990

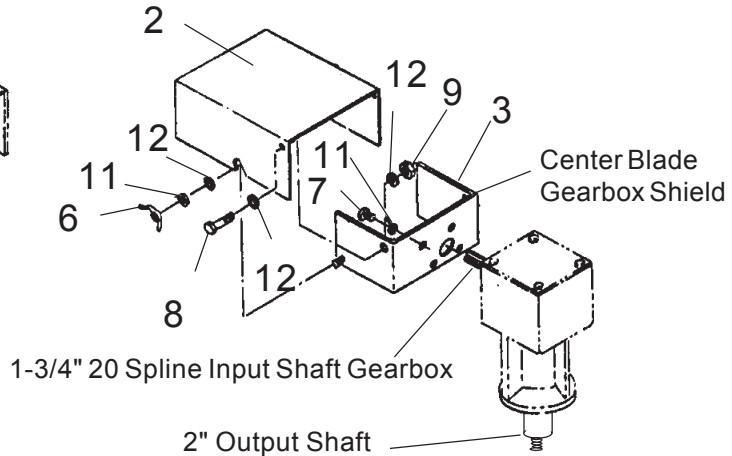
S/N 15-46046  
to  
S/N 15-02015

# GEARBOX SAFETY SHIELD DIVIDER - CENTER - WING



Used  
06-87 (S/N 15-46046)  
to  
04-90 (S/N 15-02015)

**NOTE:** This Shield (item # 2) used on model with a 1-3/4" 20 Spline Input Shaft Center & Wing Gearbox, Also HAVE a square 4 bolt top Cover. The Divider Gearbox has a removable Top Cover. \* Use existing divider top Gearbox Bolts to mount Safety Shield on Gearbox. Hardware Qty shown is for 1 Shield, Center & Wing use same Hardware



ITEM	PART NO.	QTY	DESCRIPTION
1	0656130100	1	Safety Shield, Divider Gearbox
2	00753016	1	Safety Shield, Center & Wing Gearbox
3	00756076	1	Bracket Rear Support, Center Gearbox
	00755672	1	Bracket Rear Support, L or R Wing Gearbox
4	00008300	4	Bolt (Not Shown)
6	00004000	2	Wing Nut
7	00751693	4	Bolt
8	10182000	2	Bolt
9	00011100	4	Nut (Not Shown)
11	00011700	4	Lockwasher
12	00011100	4	Flatwasher
13	00015800	2	Nut
14	00015800	2	Flatwasher
15	00010300	4	Lockwasher (Not Shown)

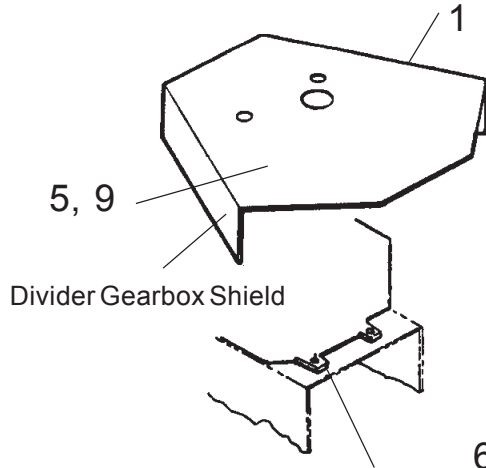


May 1990  
to  
Mar. 1991

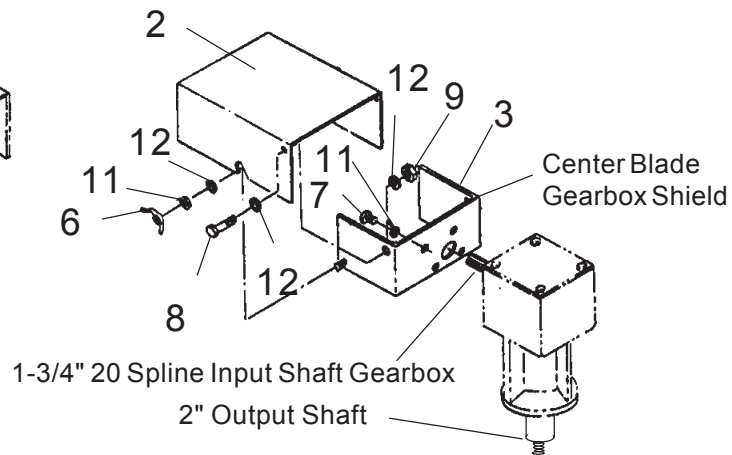
S/N 15-02016  
to  
S/N 15-02227

## GEARBOX SAFETY SHIELD DIVIDER - CENTER - WING

**NOTE:** This Shield (item # 2) used on model with a 1-3/4" 20 Spline Input Shaft Gearbox, Also the Center & Wing Gearbox DID HAVE a square 4 bolt top Cover. The Divider Gearbox WILL NOT HAVE a removable Top Cover. See Divider Gearbox # 00757825 & 00757826. \* Use existing Gearbox Bolts to bolt Safety Shield on Gearbox. Hardware Qty shown is for 1 Shield, Center & Wing use same Hardware



Used  
05-90 (S/N 15-02016)  
to  
03-91 (S/N 15-02227)

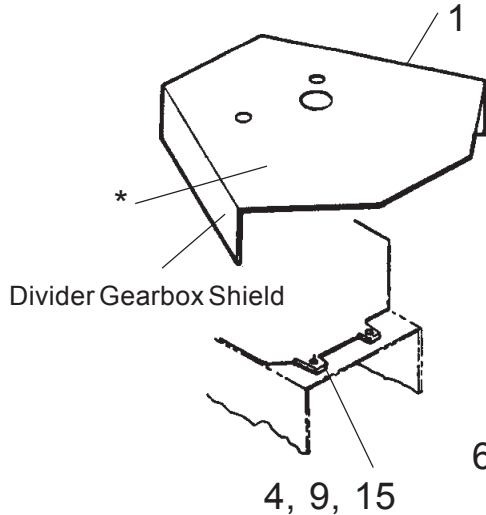


ITEM	PART NO.	QTY	DESCRIPTION
1	00759781	1	Safety Shield, Divider Gearbox
2	00753016	1	Safety Shield, Center or Wing Gearbox
3	00756076	1	Rear Support Bracket, Center Gearbox
	00755672	1	Bracket Rear Support, L or R Wing Gearbox
4	00024100	2	Washer
5	00001300	4	Lockwasher
6	00004000	2	Wing Nut
7	00751693	4	Bolt
8	10182000	2	Bolt
9	00750959	4	* Bolt
11	00011700	4	Lockwasher
12	00011100	4	Flatwasher
13	00015800	2	Nut
14	00015800	2	Flatwasher

Apr. 1991  
to  
Dec 1994

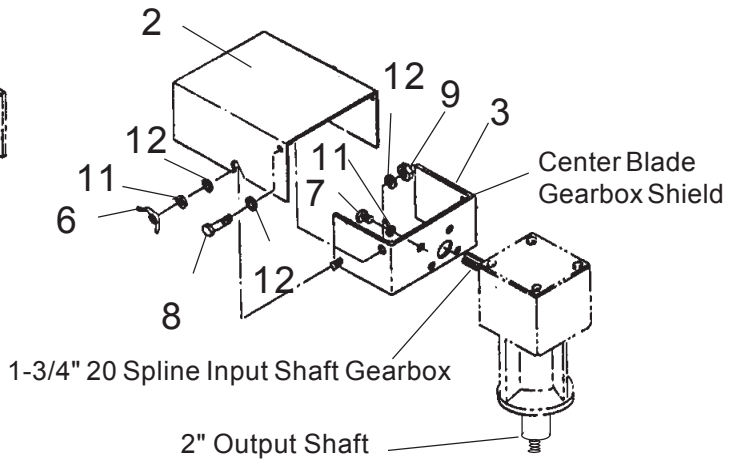
# GEARBOX SAFETY SHIELD DIVIDER - CENTER - WING

S/N 15-02228  
to  
S/N 15-03303



Used  
04-91 (S/N 15-02228)  
to  
12-94 (S/N 15-03303)

**NOTE:** This Shield (item # 2) used on model with a 1-3/4" 20 Spline Input Shaft Center & Wing Gearbox, Also HAVE a square 4 bolt top Cover. The Divider Gearbox has a removable Top Cover. \* Use existing divider top Gearbox Bolts to mount Safety Shield on Gearbox. Hardware Qty shown is for 1 Shield, Center & Wing use same Hardware

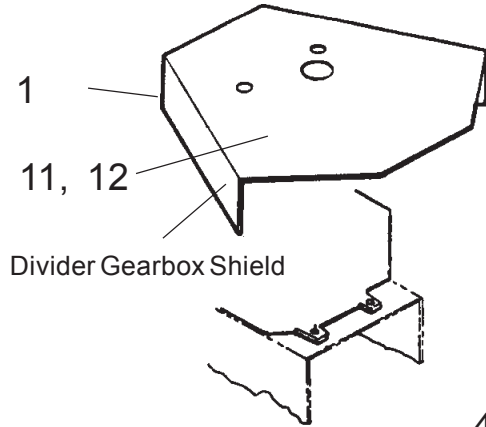


ITEM	PART NO.	QTY	DESCRIPTION
1	0656130100	1	Safety Shield, Divider Gearbox
2	00753016	1	Safety Shield, Center or Wing Gearbox
3	00756076	1	Bracket Rear Support, Center Gearbox
	00757742	2	Bracket Rear Support, L or R Wing Gearbox
4	00008300	4	Bolt (Not Shown)
6	00004000	2	Wing Nut
7	00751693	4	Bolt
8	10182000	2	Bolt
9	00011100	4	Nut (Not Shown)
11	00011700	4	Lockwasher
12	00011100	4	Flatwasher
13	00015800	2	Nut
14	00015800	2	Flatwasher
15	00010300	4	Lockwasher (Not Shown)

Jan 1995  
to  
April 1996

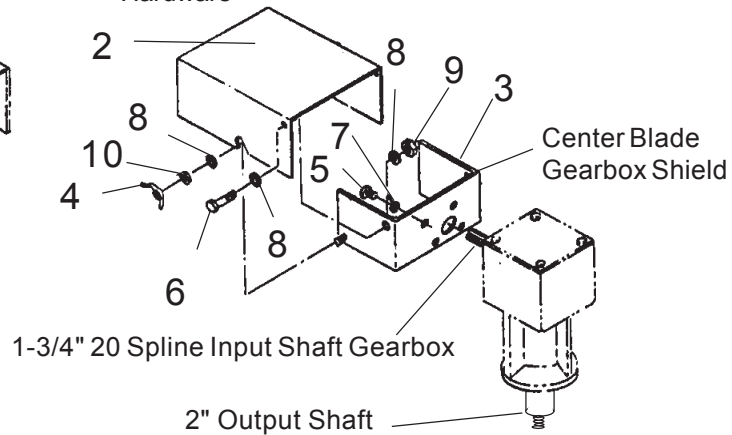
# GEARBOX SAFETY SHIELD DIVIDER - CENTER - WING

S/N 15-03304  
to  
S/N 15-03679



Used  
01-95 (S/N 15-03304)  
to  
04-96 (S/N 15-03679)

**NOTE:** This Shield (item # 2) used on model with a 1-3/4" 20 Spline Input Shaft Gearbox, Also the Center and Wing Gearbox WILL HAVE a square 4 bolt top Cover. The Divider Gearbox WILL NOT HAVE a removable Top Cover. See Divider Gearbox # 00769115 & 00769116. Hardware Qty shown is for 1 Shield, Center & Wing use same Hardware

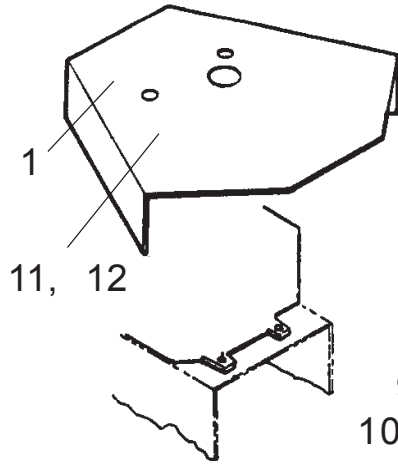


ITEM	PART NO.	QTY	DESCRIPTION
1	00759781	1	Safety Shield, Divider Gearbox
2	00753016	1	Safety Shield, Center or Wing Gearbox
3	00756076	1	Rear Support Bracket, Center Gearbox
	00757742	2	Bracket Rear Support, L or R Wing Gearbox
4	00004000	2	Wing Nut
5	00751693	4	Bolt
6	10182000	2	Bolt
7	00011700	4	Lockwasher
8	00011100	4	Flatwasher
9	00015800	2	Nut
10	00024100	2	Flatwasher
11	00750959	4	Bolt
12	00001300	4	Lockwasher

May 1996  
to  
Current

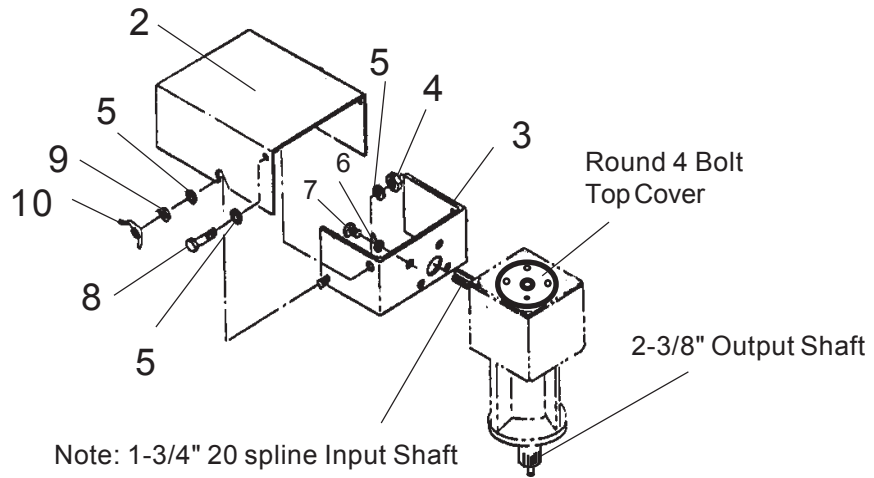
S/N 15-03680  
to  
S/N 15-Current

# GEARBOX SAFETY SHIELD DIVIDER - CENTER - WING



Used  
05-96 (S/N 15-03680)  
to  
(END PRODUCTION)

**NOTE:** This Shield (item # 2) used on model with a 1-3/4" 20 Spline Gearbox, Also the Center & Wing Gearbox **WILL HAVE** a ROUND 4 bolt top Cover. The Divider Gearbox **WILL NOT HAVE** a removable Top Cover. See Divider Gearbox # 00769115 & 00769116. Hardware Qty shown is for 1 Shield, Center & Wing use same Hardware



ITEM	PART NO.	QTY	DESCRIPTION
1	00759781	1	Safety Shield, Divider Gearbox
2	00753016	1	Safety Shield, Center or Wing Gearbox
3	00757742	1	Bracket Rear Support, Center or Wing Gearbox
4	00015800	2	Locknut
5	00011100	4	Flatwasher
6	00011700	4	Lockwasher
7	00751693	4	Bolts
8	10182000	2	Bolt
9	00024100	2	Flatwasher
10	00004000	2	Wingnut
11	00750959	4	Bolt
12	00001300	4	Lockwasher

Mar. 1985  
to  
Apr. 1986

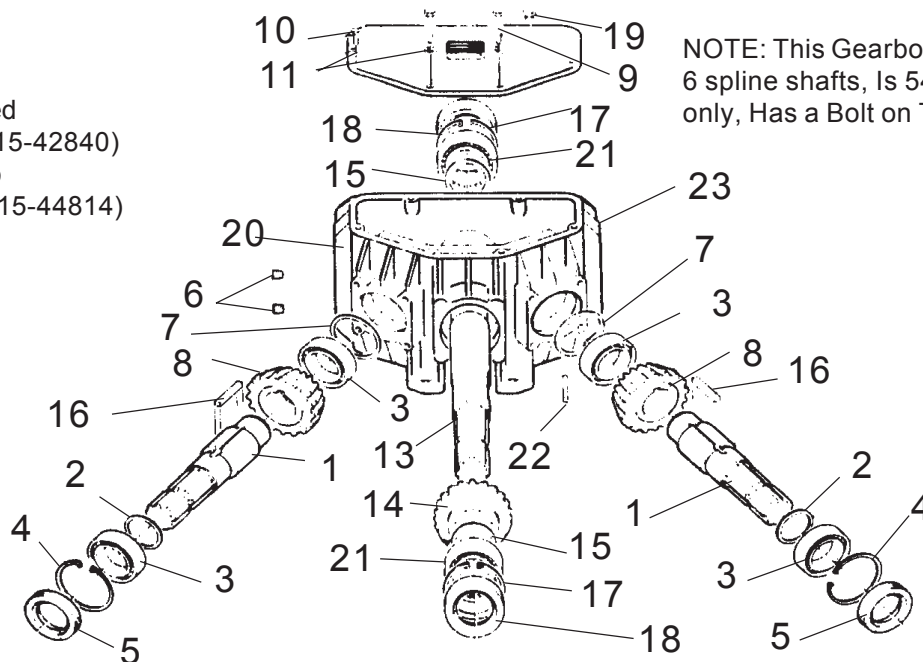
# GEARBOX ASY - DIVIDER

## P/N 00753190

S/N 15-42840  
to  
S/N 15-44814

Used  
03-85 (S/N 15-42840)  
to  
04-86 (S/N 15-44814)

NOTE: This Gearbox has 1-3/8" 6 spline shafts, Is 540 RPM only, Has a Bolt on Top cover.



ITEM	PART NO.	QTY	DESCRIPTION
	<b>00753190</b>	-	<b>Gearbox Asy (540 only)</b>
1	00753221	2	Shaft (1-3/8" 6 Spline)
2	00753222	2	Washer
3	00753223	4	Bearing
4	00753224	2	Retaining Ring
5	00753225	2	Seal
6	00753226	2	Plug
7	00753227	2	Compensating Ring
8	00753228	2	Gear, 20 Tooth
9	00753229	2	Bolt
10	00753230	4	Bolt
11	00753231	6	Lockwasher
12	00753232	1	Housing, Main Gearbox Case
13	00753233	1	Shaft (1-3/8" 6 Spline)
14	00753234	1	Gear, 23 Tooth
15	00753235	2	Washer
16	00753236	2	Key
17	00753237	2	Retaining Ring
18	00753238	2	Seal
19	00753239	1	Plug, Breather
20	00753240	1	Cover, Top
21	00753241	2	Bearing
22	00753242	1	Key
23	00755069	1	Gasket, for Top cover

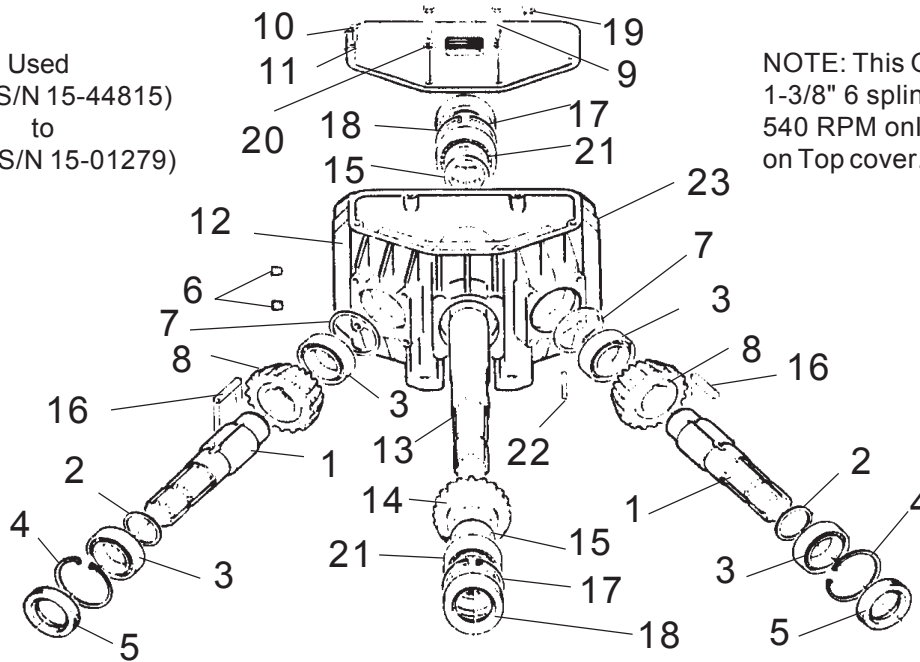
May 1986  
to  
Jan. 1988

# GEARBOX ASY - DIVIDER P/N 00754005

S/N 15-44815  
to  
S/N 15-01279

Used  
05-86 (S/N 15-44815)  
to  
01-88 (S/N 15-01279)

NOTE: This Gearbox has  
1-3/8" 6 spline shafts, Is  
540 RPM only, Has a Bolt  
on Top cover.



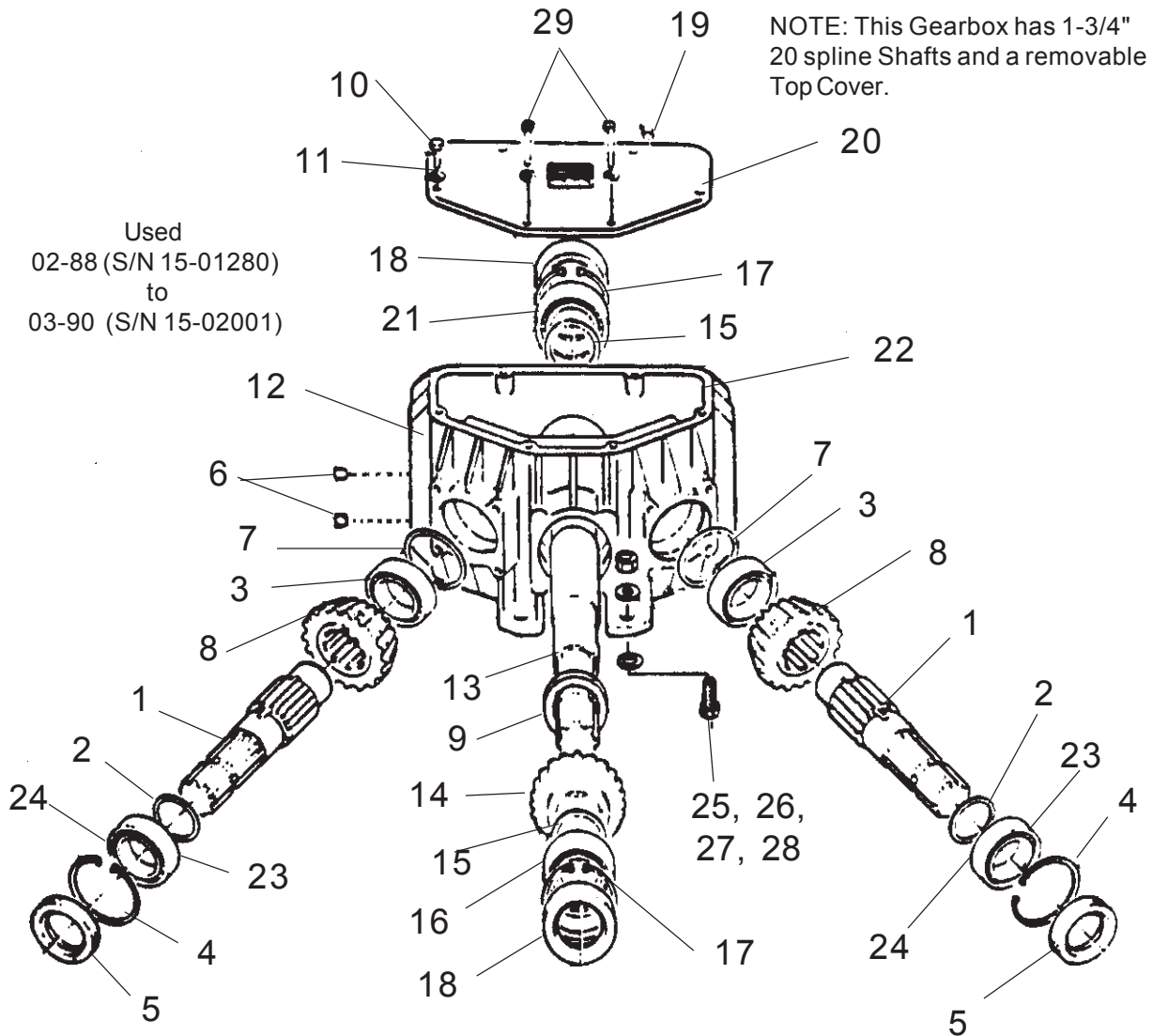
ITEM	PART NO.	QTY	DESCRIPTION
	<b>00754005</b>	-	<b>Gearbox Asy (540 only)</b>
1	00753221	2	Shaft (1-3/8" 6 Spline)
2	00753222	2	Washer
3	00753223	4	Bearing
4	00753224	2	Retaining Ring
5	00753225	2	Seal
6	00753226	2	Plug
7	00753227	2	Compensating Ring
8	00753228	2	Gear, 20 Tooth
9	00753229	2	Bolt
10	00753230	4	Bolt
11	00753231	6	Lockwasher
12	00753232	1	Housing, Main Gearbox Case
13	00753233	1	Shaft (1-3/8" 6 Spline)
14	00753234	1	Gear, 23 Tooth
15	00753235	2	Washer
16	00753236	2	Key
17	00753237	2	Retaining Ring
18	00753238	2	Seal
19	00753239	1	Plug, Breather
20	00753240	1	Cover, Top
21	00753241	2	Bearing
22	00753242	1	Key
23	00755069	1	Gasket, For Top Cover

Feb. 1988  
to  
Mar. 1990

# GEARBOX ASY - DIVIDER

**P/N 00756604 (540 RPM)**  
**P/N 00755698 (1000 RPM)**

S/N 15-01280  
to  
S/N 15-02001



Feb. 1988  
to  
Mar. 1990

**GEARBOX ASY - DIVIDER**  
**P/N 00756604 (540 RPM)**  
**P/N 00755698 (1000 RPM)**

S/N AG15-01280  
to  
S/N AG15-02001

ITEM	PART NO. 540 RPM	PART NO. 1000 RPM	QTY	DESCRIPTION
	<b>00756604</b>	-----	—	<b>Gearbox Assembly, 540 RPM</b>
	-----	<b>00755698</b>	—	<b>Gearbox Assembly, 1000 RPM</b>
1	00756643	00756643	2	Shaft (1-3/4" 20 Spline)
2	00756649	00756649	2	Retaining Ring
3	00753223	00753223	2	Bearing
4	00753224	00753224	2	Retaining Ring
5	00756644	00756644	2	Seal
6	00753226	00753226	2	Plug, Oil Level
7	00756645	00756645	2	Compensating Ring
8	00753228	-----	2	Gear, 20 Tooth (540 RPM)
	-----	00755745	2	Gear, 19 Tooth (1000 RPM)
9	00755068	00755068	1	Ring
10	00753230	00753230	4	Bolt
11	00753231	00753231	6	Lockwasher
12	00753232	00753232	1	Housing, Main Gearbox Casting
13	00756648	00756648	1	Shaft
14	00753234	-----	1	Gear, 23 Tooth (540 RPM)
	-----	00755746	1	Gear, 25 Tooth (1000 RPM)
15	00753235	00753235	2	Shim
16	00755070	00755070	1	Bearing
17	00753237	00753237	2	Retaining Ring
18	00753238	00753238	2	Seal
19	00753239	00753239	1	Plug, Breather
20	00753240	00753240	1	Cover, Gearbox Top
21	00753241	00753241	1	Bearing
22	00755069	00755069	1	Gasket, Gearbox Top Cover
23	00756647	00756647	2	Shim
24	00756646	00756646	2	Bearing
25	02845500	02845500	4	Bolt
26	00010300	00010300	4	Lockwasher
27	00010400	00010400	4	Nut
28	00001400	00001400	4	Flatwasher
29	00753229	00753229	2	Bolts

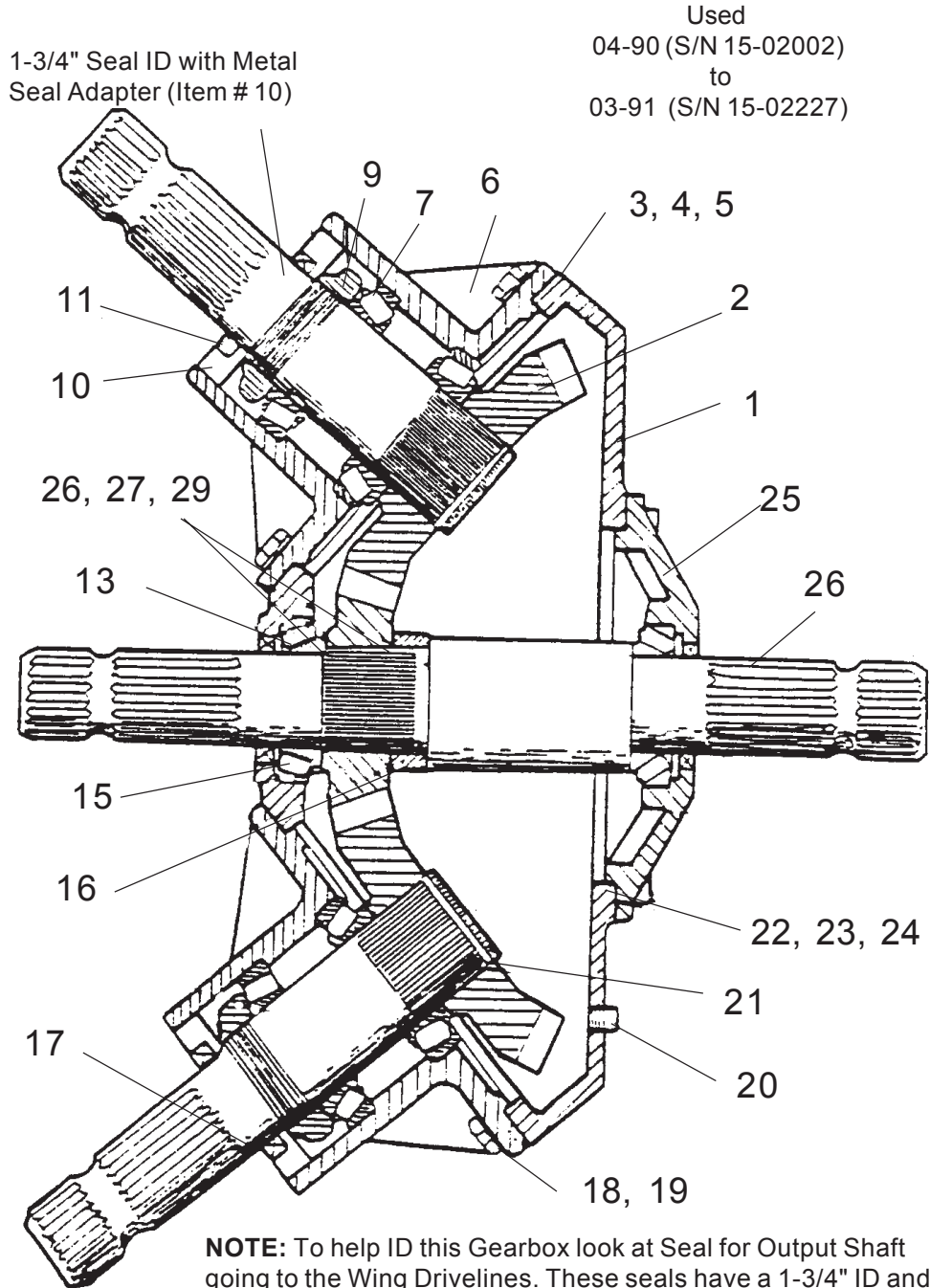


Apr. 1990  
to  
Mar. 1991

# GEARBOX ASY - DIVIDER

**P/N 00757825 (540 RPM)**  
**P/N 00757826 (1000 RPM)**

S/N 15-02002  
to  
S/N 15-02227



**NOTE:** To help ID this Gearbox look at Seal for Output Shaft going to the Wing Drivelines. These seals have a 1-3/4" ID and use a Metal Seal adapter (item # 10) at OD of Seals, **These Seal Adapters (item # 10) are only used on this Gearbox.**

Apr. 1990  
to  
Mar. 1991

**GEARBOX ASY - DIVIDER**  
**P/N 00757825 (540 RPM)**  
**P/N 00757826 (1000 RPM)**

S/N 15-02002  
to  
S/N 15-02227

ITEM	PART NO. 540 RPM	PART NO. 1000 RPM	QTY	DESCRIPTION
	<b>00757825</b>	-----	-	<b>Gearbox Asy (540 RPM)</b>
	-----	<b>00757826</b>	-	<b>Gearbox Asy (1000 RPM)</b>
1	00758644	00758644	1	Housing
2	00758645	-----	2	Gear 20 Tooth
	-----	00758669	2	Gear 26 Tooth
3	00758646	00758646	A/R	Shim (.004)
4	00758647	00758647	A/R	Shim (.010)
5	00758648	00758648	A/R	Shim (.020)
6	00758649	00758649	2	Horizontal Hub Cap
7	00758650	00758650	4	Bearing
9	00758651	00758651	2	Adjusting Nut
10	00758652	00758652	2	Seal Adapter
11	00758653	00758653	4	Seal
12	00758654	00758654	1	Vented Pipe Plug
13	00758655	00758655	2	Bearing
15	00758656	-----	1	Gear 23 Tooth
	-----	00758670	1	Gear 20 Tooth
16	00758657	00758657	1	Input Shaft Spacer
17	00758658	00758658	2	Horizontal Output Shaft
18	00758659	00758659	18	Cap Screw
19	00755954	00755954	18	Lockwasher
20	00565000	00565000	1	Pipe Plug
21	00758660	00758660	2	Retaining Ring
22	00758646	00758646	A/R	Shim (.004)
23	00758647	00758647	A/R	Shim (.010)
24	00758648	00758648	A/R	Shim (.020)
25	00758664	00758664	1	Input Cap
26	00758665	00758665	1	Input Shaft
27	00758666	00758666	A/R	Shim (.004)
28	00758667	00758667	A/R	Shim (.010)
29	00758668	00758668	A/R	Shim (.020)

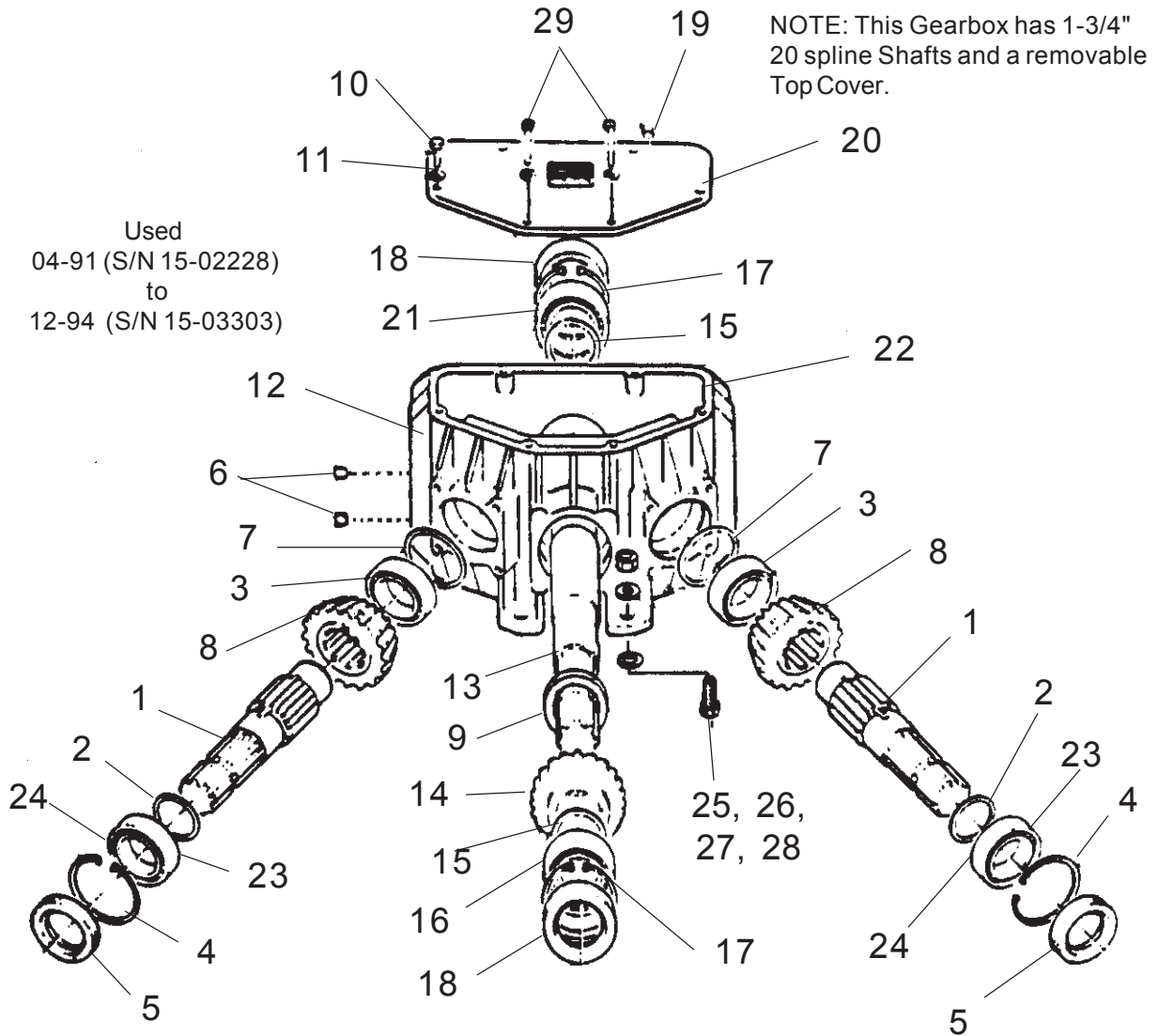
**NOTE:** To help ID this Gearbox look at Seal for Output Shaft going to the Wing Drivelines. These seals have a 1-3/4" ID and use a Metal Seal adapter (item # 10) at OD of Seals, **These Seal Adapters (item # 10) are only used on this Gearbox.**

Apr. 1991  
to  
Dec. 1994

# GEARBOX ASY - DIVIDER

P/N 00756604 (540 RPM)  
P/N 00755698 (1000 RPM)

S/N 15-02228  
to  
S/N 15-03303



Apr. 1991  
to  
Dec 1994

**GEARBOX ASY - DIVIDER**  
**P/N 00756604 (540 RPM)**  
**P/N 00755698 (1000 RPM)**

S/N 15-02228  
to  
S/N 15-03303

ITEM	PART NO. 540 RPM	PART NO. 1000 RPM	QTY	DESCRIPTION
	<b>00756604</b>	-----	-	<b>Gearbox Asy, 540 RPM</b>
	-----	<b>00755698</b>	-	<b>Gearbox Asy, 1000 RPM</b>
1	00756643	00756643	2	Shaft (1-3/4" 20 Spline)
2	00756649	00756649	2	Retaining Ring
3	00753223	00753223	2	Bearing
4	00753224	00753224	2	Retaining Ring
5	00756644	00756644	2	Seal
6	00753226	00753226	2	Plug, Oil Level
7	00756645	00756645	2	Compensating Ring
8	00753228	-----	2	Gear, 20 Tooth (540 RPM)
	-----	00755745	2	Gear, 19 Tooth (1000 RPM)
9	00755068	00755068	1	Ring
10	00753230	00753230	4	Bolt
11	00753231	00753231	6	Lockwasher
12	00753232	00753232	1	Housing, Main Gearbox Casting
13	00756648	00756648	1	Shaft
14	00753234	-----	1	Gear, 23 Tooth (540 RPM)
	-----	00755746	1	Gear, 25 Tooth (1000 RPM)
15	00753235	00753235	2	Shim
16	00755070	00755070	1	Bearing
17	00753237	00753237	2	Retaining Ring
18	00753238	00753238	2	Seal
19	00753239	00753239	1	Plug, Breather
20	00753240	00753240	1	Cover, Gearbox Top
21	00753241	00753241	1	Bearing
22	00755069	00755069	1	Gasket, Gearbox Top Cover
23	00756647	00756647	2	Shim
24	00756646	00756646	2	Bearing
25	02845500	02845500	4	Bolt
26	00010300	00010300	4	Lockwasher
27	00010400	00010400	4	Nut
28	00001400	00001400	4	Flatwasher
29	00753229	00753229	2	Bolts

NOTE: This Gearbox has 1-3/4" 20 spline Shafts and a removable Top Cover.

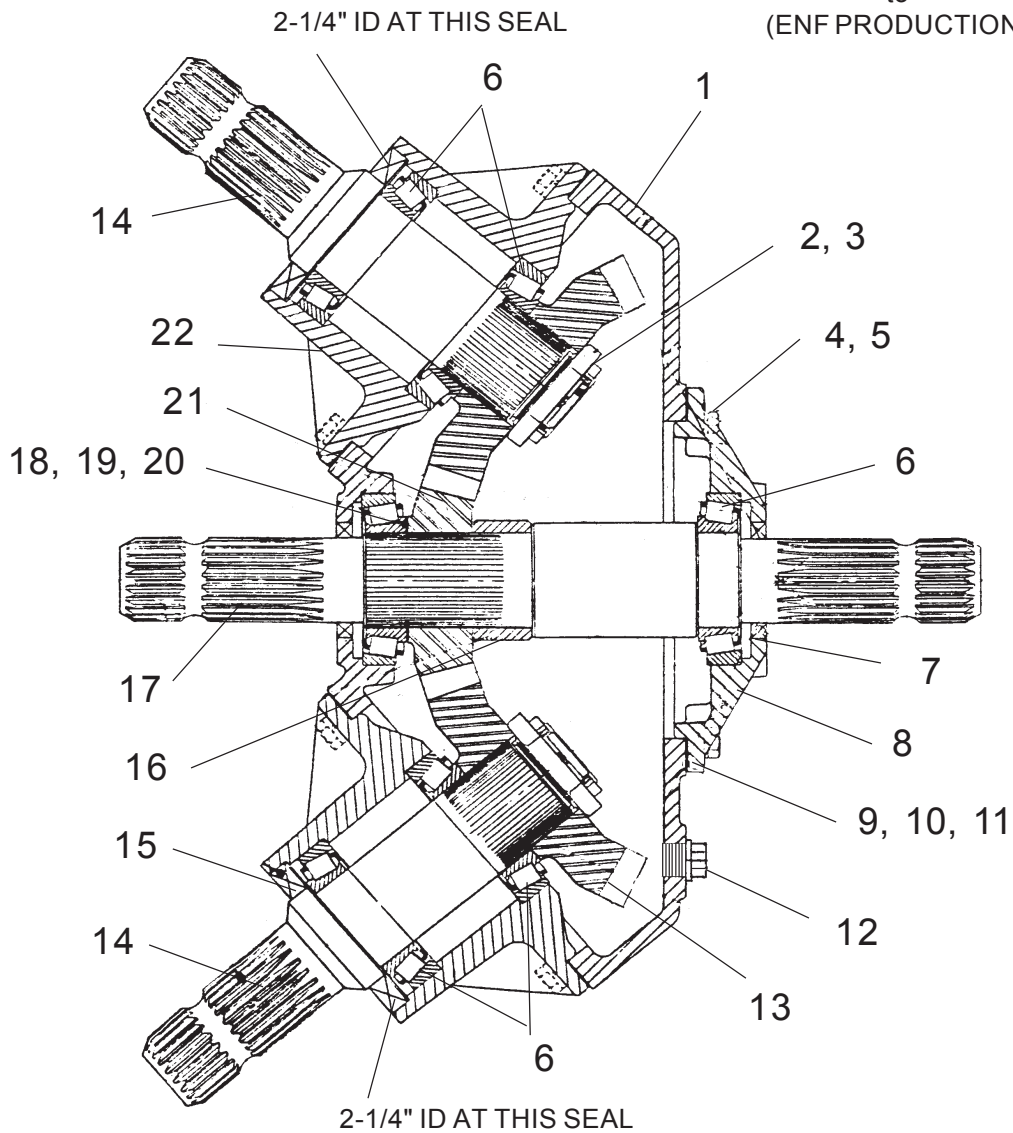
Jan 1995  
to  
Current

# GEARBOX ASY - DIVIDER

**P/N 00769115 (540 RPM)**  
**P/N 0076916 (1000 RPM)**

S/N 15-03304  
to  
S/N 15-Current

Used  
01-95 (S/N 15-03304)  
to  
(ENF PRODUCTION)



**NOTE:** To help ID this Gearbox look at Seal for Output Shaft going to the Wing Drivelines. These seals have a 1-1/4" ID and DO NOT use a Metal Seal adapter at OD of Seals, **If Gearbox looks like this but has steel adapter for Seals see the older model Gearboxes.**

Jan 1995  
to  
Current

**GEARBOX ASY - DIVIDER**  
**P/N 00769115 (540 RPM)**  
**P/N 00769116 (1000 RPM)**

S/N 15-03304  
to  
S/N 15-Current

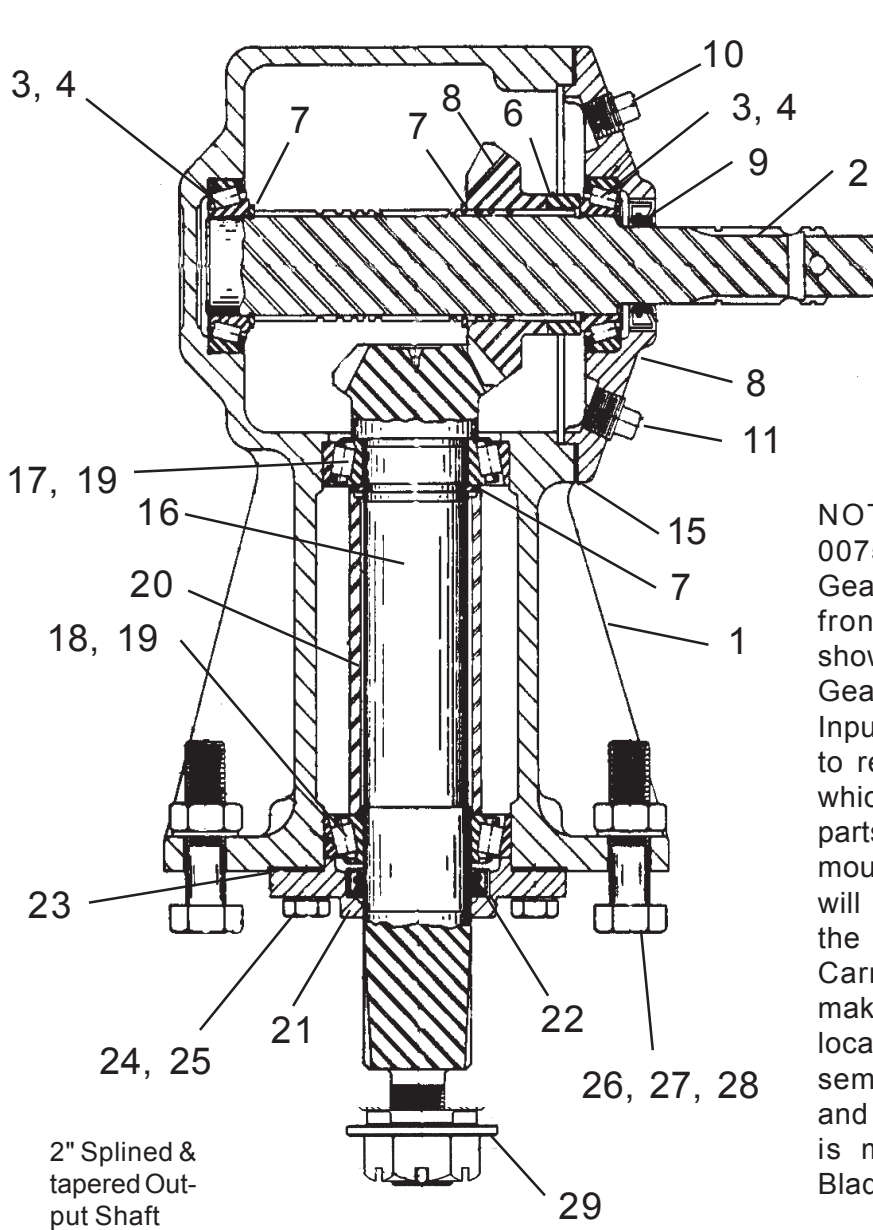
ITEM	PART NO 540 RPM	PART NO 1000 RPM	QTY	DESCRIPTION
	<b>00769115</b>	-----	--	<b>Gearbox Asy, (540 RPM)</b>
	-----	<b>00769116</b>	--	<b>Gearbox Asy, (1000 RPM)</b>
1	00769162	00769162	1	Housing
2	00762121	00762121	2	Bearing Adj. Nut
3	00026200	00026200	2	Cotter Pin
4	00755954	00755954	24	Lockwasher
5	00758659	00758659	24	Cap Screw
6	00755628	00755628	6	Bearing
7	00758653	00758653	2	Seal
8	00762128	00762128	1	Input Cap
9	00758646	00758646	var	Gasket 0.1
10	00758647	00758647	var	Gasket 0.25
11	00758648	00758648	var	Gasket 0.5
12	00762123	00762123	1	Plug
13	00769160	-----	2	Gear 20 Tooth (540 RPM)
	-----	00769159	2	Gear 26 Tooth (1000 RPM)
14	00762522	00762522	2	Horz. Output Shaft
15	00762521	00762521	2	Seal
16	00758657	00758657	1	Spacer
17	00769163	00769163	1	Input Shaft
18	00758667	00758667	var	Shim 0 .3
19	00758666	00758666	var	Shim 0.4
20	00758668	00758668	var	Shim 0.4
21	00769161	-----	1	Gear ,23 Tooth (540 RPM)
	-----	00769158	1	Gear 20 Tooth (1000 RPM)
22	00762520	00762520	2	Horz. Hub Cap
23	00762114	00762114	1	Pipe Plug Vented (Not Shown)

Mar. 1985  
to  
Apr. 1986

# GEARBOX ASY CENTER & WING (540 RPM)

S/N 15-42840  
to  
S/N 15-44814

	540 RPM	Input Gear Location	Blade Rotation	Top Cover Type
Center.....	G/B#00752140.....	Front (Shown).....	CCW.....	None
L-Wing.....	G/B#00752141.....	Rear (Not Shown).....	CCW.....	None
R-Wing.....	G/B# 00752140.....	Front (Shown).....	CW.....	None



Used  
03-85 (S/N 15-42840)  
to  
04-86 (S/N 15-44814)

1-3/8" 6 Spline  
Input Shaft

NOTE: Gearbox # 00752140 has the Input Gear Item # 5 located in front of the housing as shown in drawing, but on Gearbox # 00752141 the Input Gear Item # 5 located to rear of side of housing which is not shown, While parts are the same with gear mounted in either place it will make a difference on the Direction of the Blade Carrier Rotation, Always make note of where gear is located before you disassemble these Gearboxes and make sure Input Gear is mounted correctly or Blades will turn backwards.

Mar. 1985  
to  
Apr. 1986

# GEARBOX ASY CENTER & WING (540 RPM)

S/N 15-42840  
to  
S/N 15-44814

	540 RPM	Input Gear Location	Blade Rotation	Top Cover Type
Center.....	G/B# 00752140.....	Front (Shown).....	CCW.....	None
L-Wing.....	G/B# 00752141.....	Rear (Not Shown).....	CCW.....	None
R-Wing.....	G/B# 00752140.....	Front (Shown).....	CW.....	None

ITEM	PART NO.	QTY	DESCRIPTION
	<b>00752140</b>	--	<b>Gearbox Asy, Center &amp; Right Wing (540 only)</b>
	<b>00752141</b>	--	<b>Gearbox Asy, Left Wing (540 Only)</b>
1	00752362	1	Gearbox Housing, Main
2	00752363	1	Shaft, Input
3	00748525	2	Bearing Cup
4	00748527	2	Bearing Cone
5	00752364	1	Gear, 22 Tooth
6	00748533	1	Spacer
7	00748526	3	Retaining Ring
8	00752365	1	Bearing Retainer Cap, Input
9	00748536	1	Seal, Input
10	00564900	1	Plug, Fill
11	00752307	1	Plug, Magnetic
12	00752407	1	Plug, Oil Level (Not Shown)
13	00012101	8	Lockwasher, (Not Shown)
14	00563300	8	Bolt, (Not Shown)
15	00748531	A/R	Shim
16	00752366	1	Shaft & Gear, 15 Tooth
17	00748537	1	Bearing Cup
18	00020600	1	Bearing Cup
19	00748522	2	Bearing Cone
20	00752156	1	Spacer
21	00752155	1	Bearing Retainer Cap, Output
22	00748519	1	Seal
23	00748520	A/R	Shim
24	00001300	4	Lockwasher
25	02044000	4	Bolt
26	02880900	4	Bolt
27	00037200	4	Nut
28	00003901	4	Lockwasher
29	00606100	1	Nut, Blade Carrier (Not Shown)
	00606200	1	Lockwasher, Blade Carrier (Not Shown)
	00751130	1	Lock Wire, Blade carrier (Not Shown)

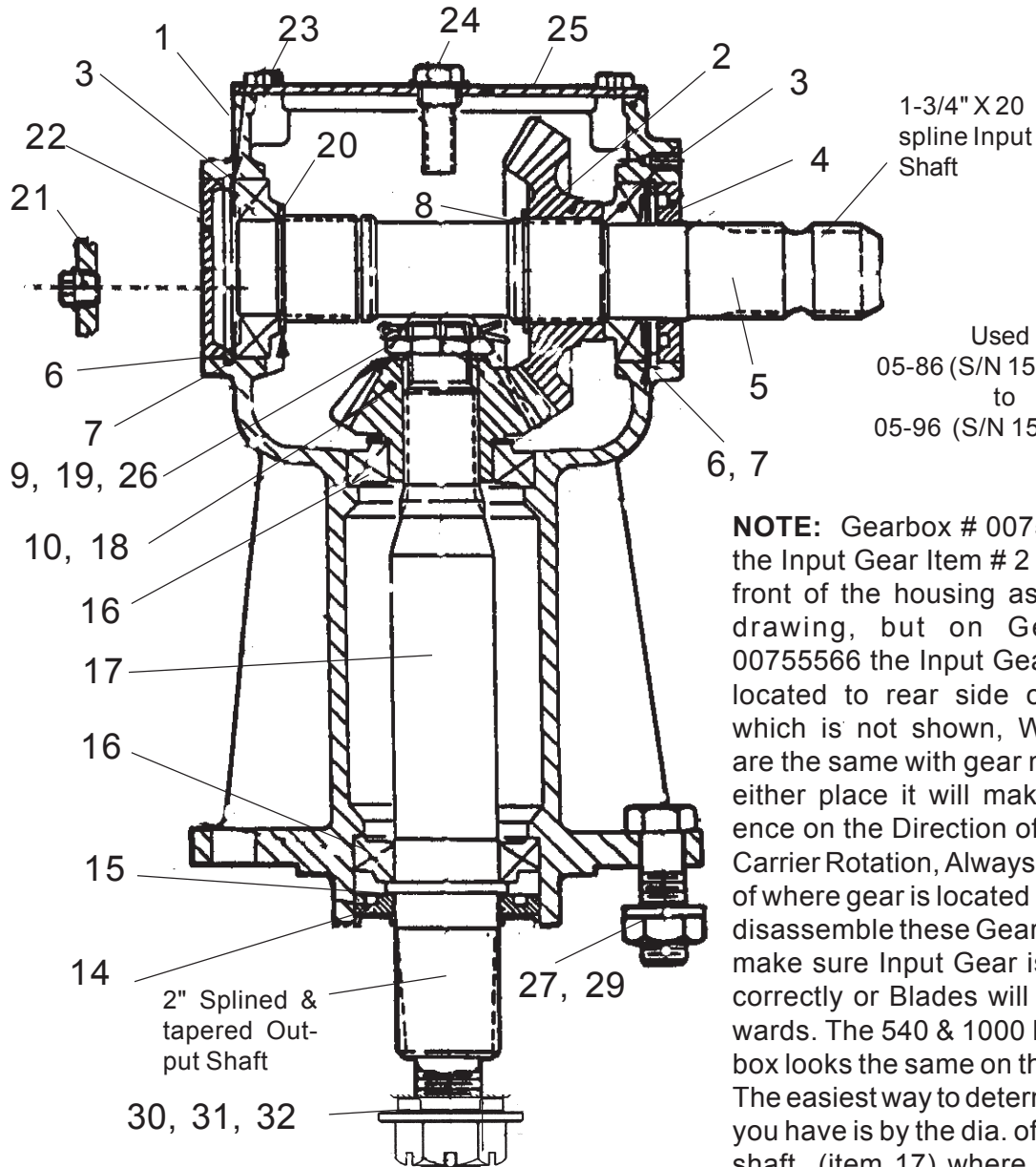


May 1986  
to  
May 1996

# GEARBOX ASY CENTER & WING (540 RPM)

S/N AG15-44815  
to  
S/N AG15-03696

	540 RPM	Input Gear Location	Blade Rotation	Top Cover Type
Center.....	G/B# 00755598.....	Front (Shown) .....	CCW.....	Square
L-Wing.....	G/B# 00755598.....	Front (Shown) .....	CW.....	Square
R-Wing.....	G/B# 00755566.....	Rear (Not Shown).....	CCW.....	Square



May 1986  
to  
May 1996

# GEARBOX ASY CENTER & WING (540 RPM)

S/N 15-44815  
to  
S/N 15-03696

	540 RPM	Input Gear Location	Blade Rotation	Top Cover Type
Center.....	G/B# 00755598.....	Front (Shown) .....	CCW.....	Square
L-Wing.....	G/B# 00755598.....	Front (Shown) .....	CW.....	Square
R-Wing.....	G/B# 00755566.....	Rear (Not Shown).....	CCW.....	Square

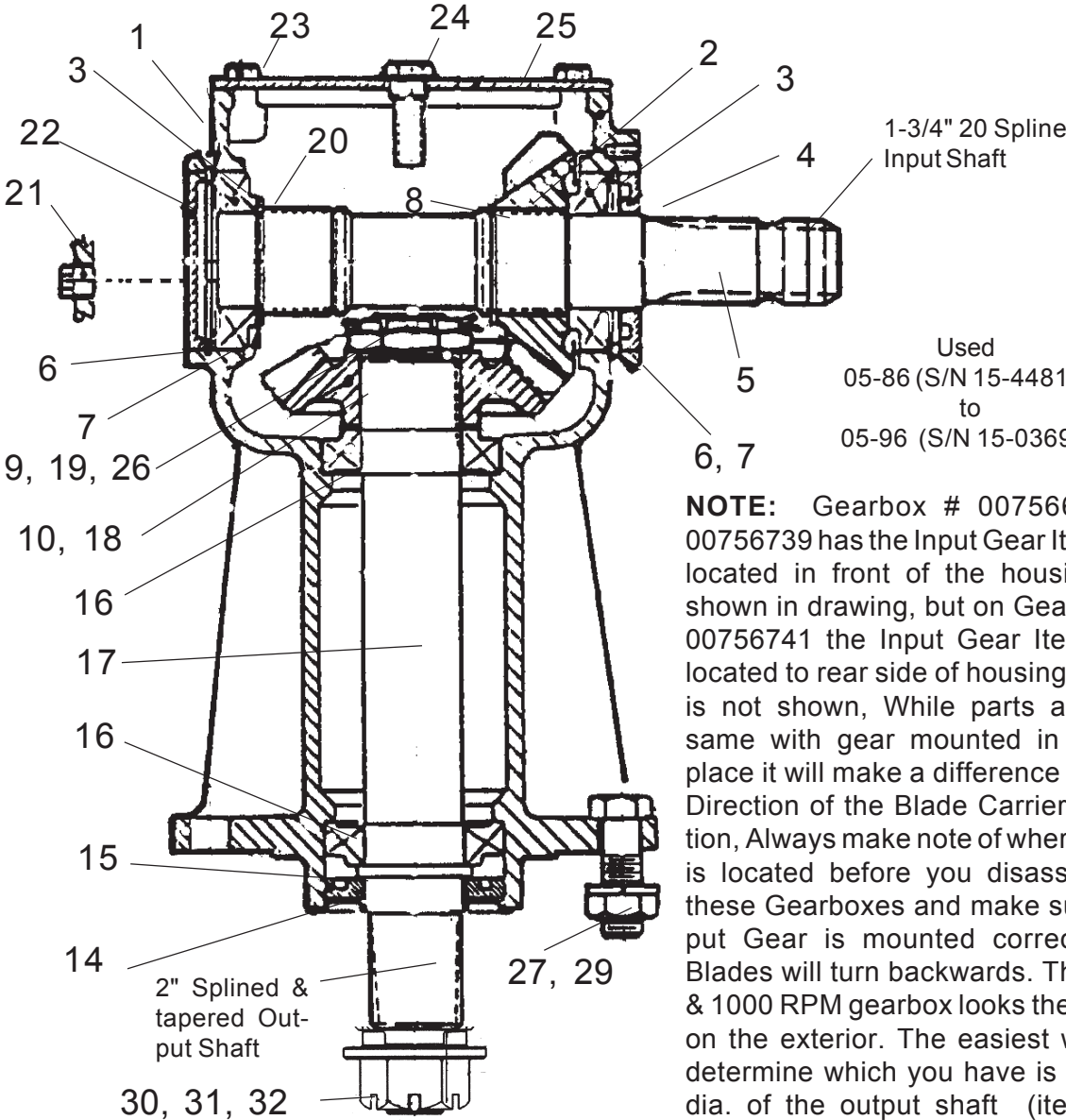
ITEM	PART NO.	QTY	DESCRIPTION
	<b>00755598</b>	--	<b>Gearbox Asy, Center &amp; Left Wing (540 only)</b>
	<b>00755566</b>	--	<b>Gearbox Asy, Right Wing (540 Only)</b>
1	00755613	1	Gearbox Housing, Main
2	00755614	1	Gear, 24 Tooth (Center, LH & RH Wing)
3	00755615	2	Bearing
4	00755616	1	Seal
5	00755617	1	Shaft, Input
6	00755618	2	Circlip, Internal
7	00755619	2	Shim
8	00755620	1	Circlip, External
9	00755621	1	Nut, Slotted (540 RPM Only)
10	00755622	1	Shim
14	00755626	1	Shield, Protective
15	00755627	1	Seal
16	00755628	2	Bearing
17	00755629	1	Shaft, Output
18	00755630	1	Gear, 16 Tooth (Center, LH & RH Wing)
19	00755631	1	Cotter Pin (540 RPM Only)
20	00755632	1	Shim
21	00755633	1	Plug, Oil Level Check
22	00755634	1	Seal Cap, Rear
23	00755635	4	Bolt
24	00757342	1	Plug, Vent / Oil Fill
25	00755637	1	Cover, Top
26	00755638	1	Shim
27	02880900	6	Bolt
28	00003901	6	Lockwasher
29	00037200	6	Nut
30	00755624	1	Nut, Blade Carrier Retaining (Not Shown)
31	00755623	1	Washer, Blade Carrier (Not Shown)
32	163016	1	Cotterpin, Blade Carrier (Not Shown)

May 1986  
to  
May 1996

# GEARBOX ASY CENTER & WING (1000 RPM)

S/N 15-44815  
to  
S/N 15-03696

	1000 RPM	Input Gear Location	Blade Rotation	Top Cover Type
Center .....	G/B#00756622.....	Front (Shown).....	CCW.....	Square
L-Wing.....	G/B#00756739.....	Front (Shown).....	CW.....	Square
R-Wing.....	G/B#00756741.....	Rear (Not Shown).....	CCW.....	Square



Used  
05-86 (S/N 15-44815)  
to  
05-96 (S/N 15-03696)

**NOTE:** Gearbox # 00756622 & 00756739 has the Input Gear Item # 2 located in front of the housing as shown in drawing, but on Gearbox # 00756741 the Input Gear Item # 2 located to rear side of housing which is not shown, While parts are the same with gear mounted in either place it will make a difference on the Direction of the Blade Carrier Rotation, Always make note of where gear is located before you disassemble these Gearboxes and make sure Input Gear is mounted correctly or Blades will turn backwards. The 540 & 1000 RPM gearbox looks the same on the exterior. The easiest way to determine which you have is by the dia. of the output shaft (item 17) where the output gear is installed. The 540 has a smaller dia. than the 1000 RPM output shaft.

May 1986  
to  
May 1996

# GEARBOX ASY CENTER & WING (1000 RPM)

S/N 15-44815  
to  
S/N 15-03696

	1000 RPM	Input Gear Location	Blade Rotation	Top Cover Type
Center .....	G/B#00756622.....	Front (Shown).....	CCW.....	Square
L-Wing.....	G/B#00756739.....	Front (Shown) .....	CW.....	Square
R-Wing.....	G/B#00756741.....	Rear (Not Shown).....	CCW.....	Square

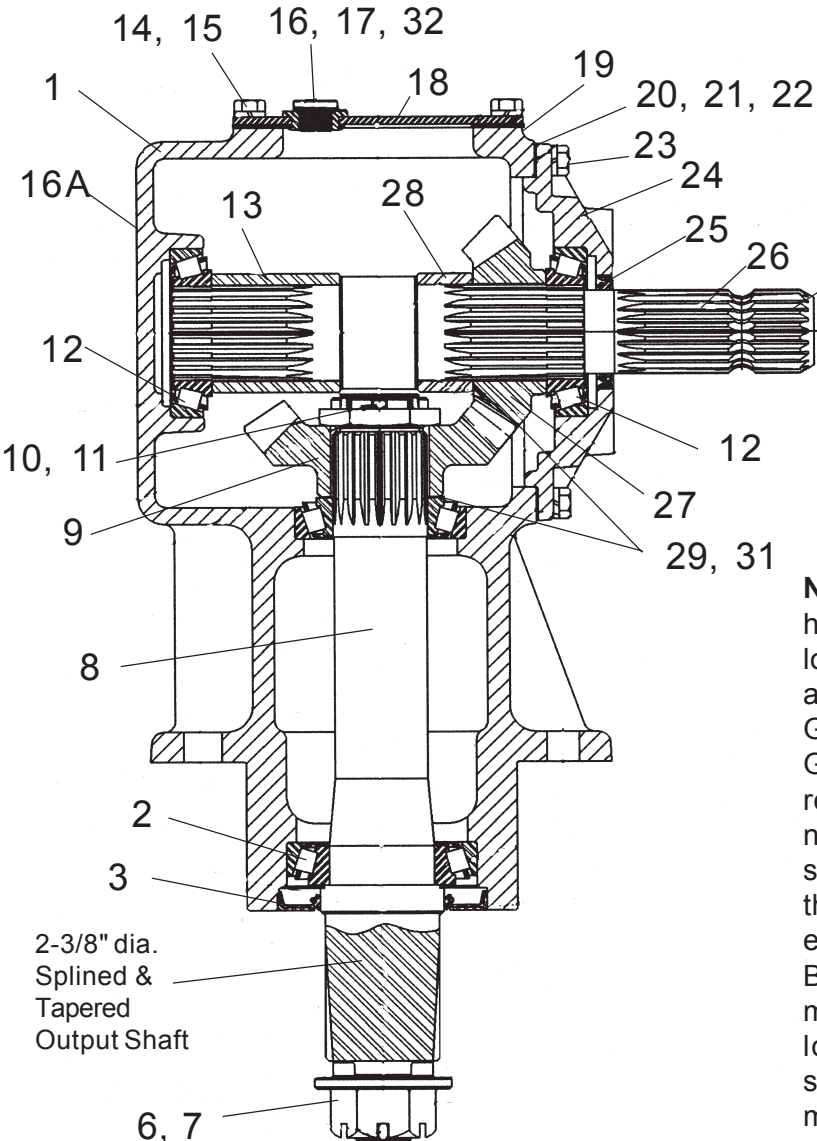
ITEM	PART NO.	QTY	DESCRIPTION
	<b>00756622</b>	--	<b>Gearbox Asy, Center (1000 only)</b>
	<b>00756739</b>	--	<b>Gearbox Asy, Left Wing (1000 RPM)</b>
	<b>00756741</b>	--	<b>Gearbox Asy, Right Wing (1000 Only)</b>
1	00755613	1	Gearbox Housing, Main
2	00756900	1	Gear, 20 Tooth (Center)
	00756899	1	Gear, 24 Tooth (Left & Right Wing)
3	00755615	2	Bearing
4	00755616	1	Seal
5	00755617	1	Shaft, Input
6	00755618	2	Circlip, Internal
7	00755619	2	Shim
8	00755620	1	Circlip, External
9	00756943	1	Nut, Slotted (1000 RPM Only)
10	00755622	1	Shim
14	00755626	1	Shield, Protective
15	00755627	1	Seal
16	00755628	2	Bearing
17	00756945	1	Shaft, Output
18	00756899	1	Gear, 24 Tooth (Center)
	00756900	1	Gear, 20 Tooth (Left & Right Wing)
19	00756946	1	Cotter Pin (1000 RPM Only)
20	00755632	1	Shim
21	00755633	1	Plug, Oil Level Check
22	00755634	1	Seal Cap, Rear
23	00755635	4	Bolt
24	00757342	1	Plug, Vent / Oil Fill
25	00755637	1	Cover, Top
26	00755638	1	Shim
27	02880900	6	Bolt
28	00003901	6	Lockwasher
29	00037200	6	Nut
30	00755624	1	Nut, Blade Carrier Retaining (Not Shown)
31	00755623	1	Washer, Blade Carrier (Not Shown)
32	163016	1	Cotterpin, Blade Carrier (Not Shown)

Jun. 1996  
to  
Current

# GEARBOX ASY CENTER & WING (540 RPM)

S/N 15-03697  
to  
S/N 15-Current

	540 RPM	Input Gear Location	Blade Rotation	Top Cover Type
Center.....	G/B#00769912.....	Front (Shown).....	CCW.....	Round
L-Wing.....	G/B#00769912.....	Front (Shown).....	CW.....	Round
R-Wing.....	G/B#00769915.....	Rear (Not Shown).....	CCW.....	Round



1-3/4" 20  
Spline Dia.  
Input Shaft

Used  
06-96 (S/N 15-03697)  
to  
(END PRODUCTION)

**NOTE:** Gearbox # 00769912 has the Input Gear Item # 27 located in front of the housing as shown in drawing, but on Gearbox # 00769915 the Input Gear Item # 27 is located to rear side of housing which is not shown, While parts are the same with gear mounted in either place it will make a difference on the Direction of the Blade Carrier Rotation, Always make note of where gear is located before you disassemble these Gearboxes and make sure Input Gear is mounted correctly or Blades will turn backwards.

Jun. 1996  
to  
Current

# GEARBOX ASY CENTER & WING (540 RPM)

S/N 15-03697  
to  
S/N 15-Current

	540 RPM	Input Gear Location	Blade Rotation	Top Cover Type
Center.....	G/B#00769912.....	Front (Shown).....	CCW.....	Round
L-Wing.....	G/B#00769912.....	Front (Shown).....	CW.....	Round
R-Wing.....	G/B#00769915.....	Rear (Not Shown).....	CCW.....	Round

ITEM	PART NO.	QTY	DESCRIPTION
	<b>00769912</b>	--	<b>Gearbox Asy, Left &amp; Center (540 RPM)</b>
	<b>00769915</b>	--	<b>Gearbox Asy, Right Wing (540 RPM)</b>
1	00770724	1	Housing
2	00770725	1	Bearing Assembly
3	00770726	1	Oil Seal
4	00770727	1	Seal Protector , Not Shown (Welded to Blade Carrier)
5	00771227	1	Hub , Not Shown (Welded to Blade Carrier)
6	00771226	1	Nut
7	01422502	1	Cotter Pin
8	00770728	1	Output Shaft
9	00770729	1	Gear , Output (13 Tooth) Center, Right & Left Wing)
10	00770730	1	Bearing Adjusting Nut
11	00606000	1	Cotter Pin
12	00755628	3	Bearing Assembly
13	00770731	1	Shaft Spacer
14	00766083	12	Washer
15	00754338	4	Bolt
16	00762517	1	Plug, For Shipping (Install Item #32 before Operating)
16A	00762517	1	Plug, Oil level
17	00769321	3	Washer, Sealing
18	00770732	1	Inspection Cover
19	00770733	1	Inspection Cover Gasket
20	00758646	VAR	Shim Adjustment (0.10)
21	00758647	VAR	Shim Adjustment (0.25)
22	00758648	VAR	Shim Adjustment (0.50)
23	00765905	8	Bolt
24	00770734	1	Input Cap
25	00758653	1	Oil Seal
26	00770735	1	Input Shaft
27	00770729	1	Gear , Input 19 Tooth ( Center, Right & left Wing)
28	00758657	1	Spacer
29	00758667	VAR	Shim (0.30)
31	00758668	VAR	Shim (0.50)
32	00762114	1	Pressure Plug Vent (To Be Installed before Operating)

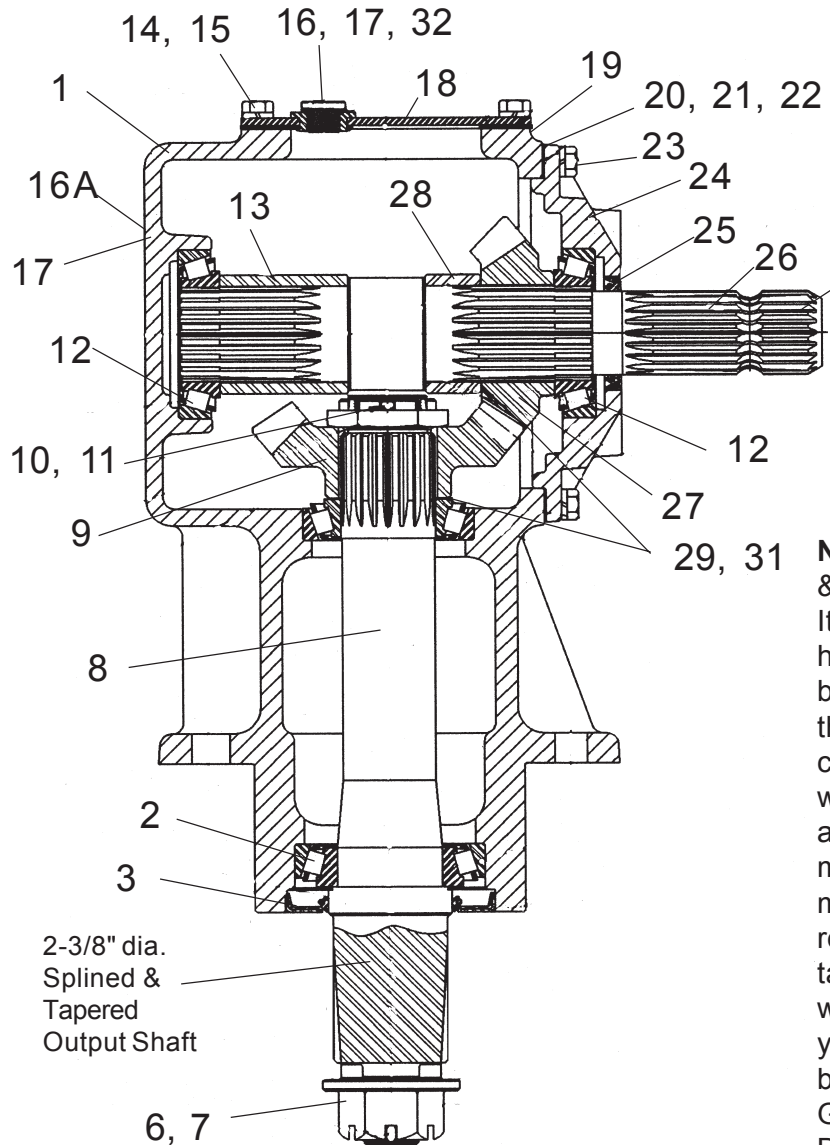


Jun. 1996  
to  
Current

# GEARBOX ASY CENTER & WING (1000 RPM)

S/N 15-03697  
to  
S/N 15-Current

	1000 RPM	Input Gear Location	Blade Rotation	Top Cover Type
Center .....	G/B#00769924.....	Front (Shown).....	CCW.....	Round
L-Wing.....	G/B#00769918.....	Front (Shown).....	CW.....	Round
R-Wing.....	G/B#00769921.....	Rear (Not Shown).....	CCW.....	Round



1-3/4" 20  
Spline Dia.  
Input Shaft

Used  
06-96 (S/N 15-03697)  
to  
(END PRODUCTION)

**NOTE:** Gearbox # 00769918 & 00769924 has the Input Gear Item # 27 located in front of the housing as shown in drawing, but on Gearbox # 00769921 the Input Gear Item # 27 is located to rear side of housing which is not shown, While parts are the same with gear mounted in either place it will make a difference on the Direction of the Blade Carrier Rotation, Always make note of where gear is located before you disassemble these Gearboxes and make sure Input Gear is mounted correctly or Blades will turn backwards.

Jun. 1996  
to  
Current

## GEARBOX ASY CENTER & WING (1000 RPM)

S/N 15-03697  
to  
S/N 15-Current

	1000 RPM	Input Gear Location	Blade Rotation	Top Cover Type
Center .....	G/B# 00769924.....	Front (Shown).....	CCW.....	Round
L-Wing.....	G/B# 00769918.....	Front (Shown).....	CW.....	Round
R-Wing.....	G/B# 00769921.....	Rear (Not Shown).....	CCW.....	Round

ITEM	PART NO.	QTY	DESCRIPTION
1	00770724	1	Housing
2	00770725	1	Bearing Asy
3	00770726	1	Oil Seal
4	00770727	1	Seal Protector , Not Shown (Welded to Blade Carrier)
5	00771227	1	Hub , Not Shown (Welded to Blade Carrier)
6	00771226	1	Nut
7	01422502	1	Cotter Pin
8	00770728	1	Output Shaft
9	00770738	1	Gear, Output 17 Tooth <b>(Center)</b>
	00770739	1	Gear, Output 14 Tooth <b>(LH or RH Wing)</b>
10	00770730	1	Bearing Adjusting Nut
11	00606000	1	Cotter Pin
12	00755628	3	Bearing Assembly
13	00770731	1	Shaft Spacer
14	00766083	12	Washer
15	00754338	4	Bolt
16	00762517	2	Plug, Fill & Oil Level
17	00769321	3	Washer, Sealing
18	00770732	1	Inspection Cover
19	00770733	1	Inspection Cover Gasket
20	00758646	VAR	Shim Adjustment (0.10)
21	00758647	VAR	Shim Adjustment (0.25)
22	00758648	VAR	Shim Adjustment (0.50)
23	00765905	8	Bolt
24	00770734	1	Input Cap
25	00758653	1	Oil Seal
26	00770735	1	Input Shaft
27	00770739	1	Gear, Input 14 Tooth <b>(Center)</b>
	00770738	1	Gear, Input 17 Tooth <b>(LH or RH Wing)</b>
28	00758657	1	Spacer
29	00758667	VAR	Shim (0.30)
30	00758668	VAR	Shim (0.50)
32	00762114	1	Pressure Vent Plug (Not Shown)



March 1985  
to  
Apr. 1986

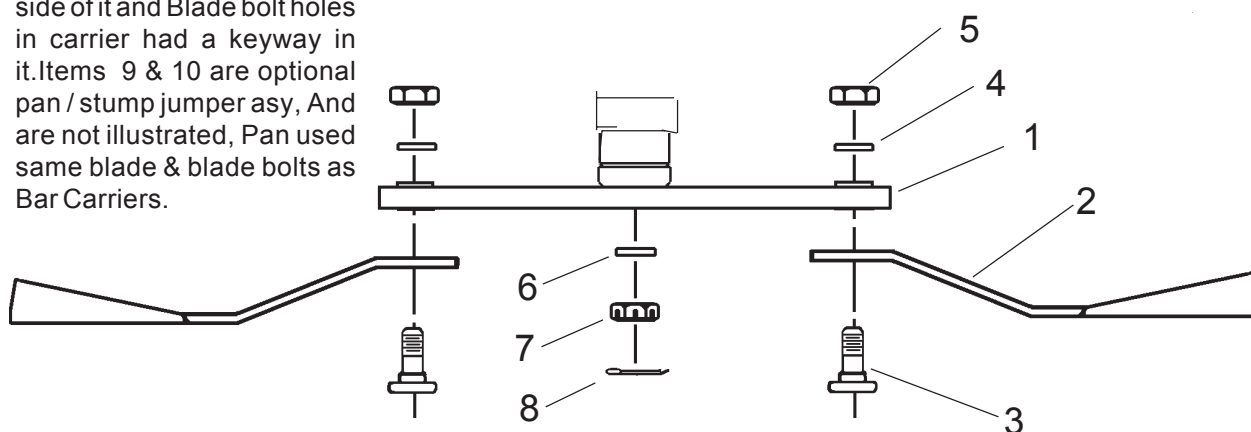
## BLADE CARRIER ASY CENTER & WINGS

S/N 15-42840  
to  
S/N 15-44814

	STD BAR ASY	OPT PAN ASY	BLADE ROT.
Center Carrier.....	P/N# 00753969.....	00750873.....	CCW
L-Wing Carrier.....	P/N# 00752151.....	00752153.....	CCW
R-Wing Carrier.....	P/N# 00752150.....	00752152.....	CW

Note: To ID These Carriers, Gearboxes had 1-3/8" 6 spline Input Shaft, Gearboxes DID NOT have a removable Top Cover at all. The Blade Bolts had a Key squeezed into the side of it and Blade bolt holes in carrier had a keyway in it. Items 9 & 10 are optional pan / stump jumper asy, And are not illustrated, Pan used same blade & blade bolts as Bar Carriers.

Used  
03-85 (S/N 15-42840)  
to  
04-86 (S/N 15-44814)



ITEM	PART NO.	QTY	DESCRIPTION
1	00750500	A/R	Blade Bar Weldment, Center
	00752142	A/R	Blade Bar Weldment, Left or Right Wing
2	00750788	A/R	Blade Updraft, Center & Left Wing CCW
	00750787	A/R	Blade Updraft, Right Wing CW
3	00752827	2	Blade Bolt (replaces old # 00735900)
3A	0401900	A/R	Blade Bolt Kit (includes item # 3, 4 & 5)
4	00748000	2	Lockwasher
5	00747900	2	Nut
6	00606200	1	Washer (1 Per Carrier)
7	00606100	1	Castle Nut (1 Per Carrier)
8	00751130	1	Wire Retainer (1 Per Carrier)

**ITEMS LISTED BELOW ARE OPTIONAL PAN / STUMP JUMPER ASSEMBLY  
AND ARE NOT ILLUSTRATED, PAN USED SAME HARDWARE AS BAR CARRIERS**

9	00750873	Blade Bar & Pan Asy, Center, Items # 1 Thru 8
	00750859	Blade Bar & Pan Weldment Only, Center
10	00752152	Blade Bar & Pan Asy, Right Wing, Items# 1 Thru 8
	00752153	Blade Bar & Pan Asy, Left Wing, Items# 1 Thru 8
	00752146	Blade Bar & Pan Weldment Only, Right or Left Wing

May 1986  
to  
Sep. 1989

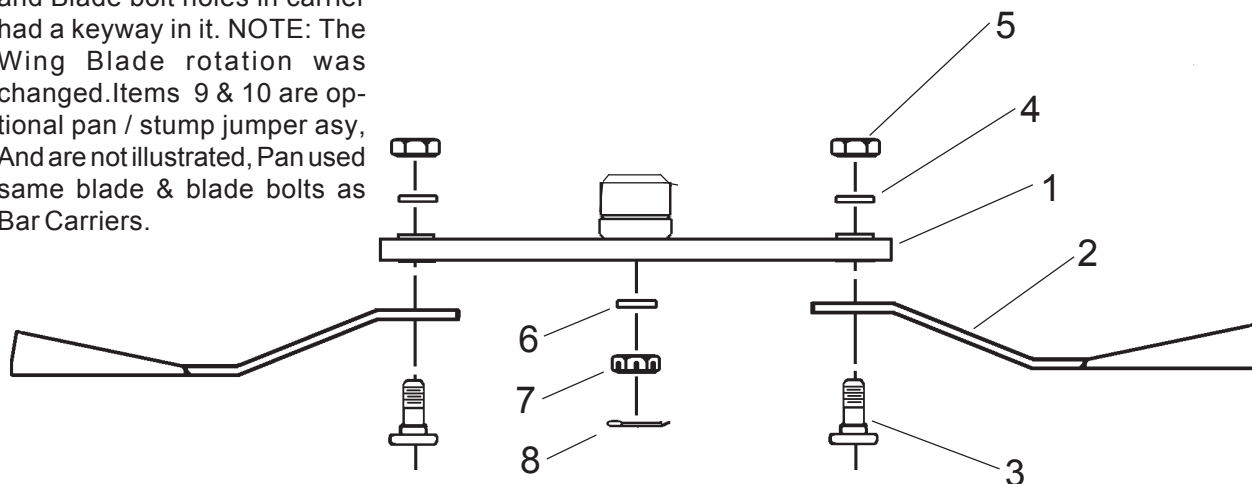
# BLADE CARRIER ASY CENTER & WINGS

S/N 15-44815  
to  
S/N 15-01889

	STD BAR ASY	OPT PAN ASY	BLADE ROT.
Center Carrier .....	P/N# 00755645.....	00755677.....	CCW
L-Wing Carrier.....	P/N# 00755647.....	00755678.....	CW
R-Wing Carrier.....	P/N# 00755646.....	00755679.....	CCW

Note: To ID These Carriers, Gearboxes had 1-3/4" 20 spline Input Shaft, Gearboxes DID HAVE a removable square Top Cover. The Blade Bolts had a Key squeezed into the side of it and Blade bolt holes in carrier had a keyway in it. NOTE: The Wing Blade rotation was changed. Items 9 & 10 are optional pan / stump jumper asy, And are not illustrated, Pan used same blade & blade bolts as Bar Carriers.

Used  
05-86 (S/N 15-44815)  
to  
09-89 (S/N 15-01889)



ITEM	PART NO.	QTY	DESCRIPTION
1	00755644	AR	Blade Bar Weldment, Center
	00755643	AR	Blade Bar Weldment. L or R Wing
2	00750788	A/R	Blade, Updraft, Center & Right Wing, CCW
	00750787	A/R	Blade, Updraft, Left Wing, CW
3	00752827	2	Blade Bolt (replaces old # 00735900)
3A	0401900	A/R	Blade Bolt Kit (includes item # 3, 4 & 5)
4	00748000	2	Lockwasher
5	00747900	2	Nut
6	00755623	1	Washer (1 Per Carrier)
7	00755624	1	Castle Nut (1 Per Carrier)
8	00751130	1	Wire Retainer (1 Per Carrier)

**ITEMS LISTED BELOW ARE OPTIONAL PAN / STUMP JUMPER ASSEMBLY AND ARE NOT ILLUSTRATED, PAN USED SAME HARDWARE AS BAR CARRIERS**

9	00755677	Blade Bar & Pan Asy, Center, Items # 1 Thru 8
	00755675	Blade Bar & Pan Weldment Only, Center
10	00755679	Blade Bar & Pan Asy, Right Wing, Items# 1 Thru 8
	00755678	Blade Bar & Pan Asy, Left Wing, Items# 1 Thru 8
	00755676	Blade Bar & Pan Weldment Only, Right or Left Wing

Oct 1989  
to  
May 1996

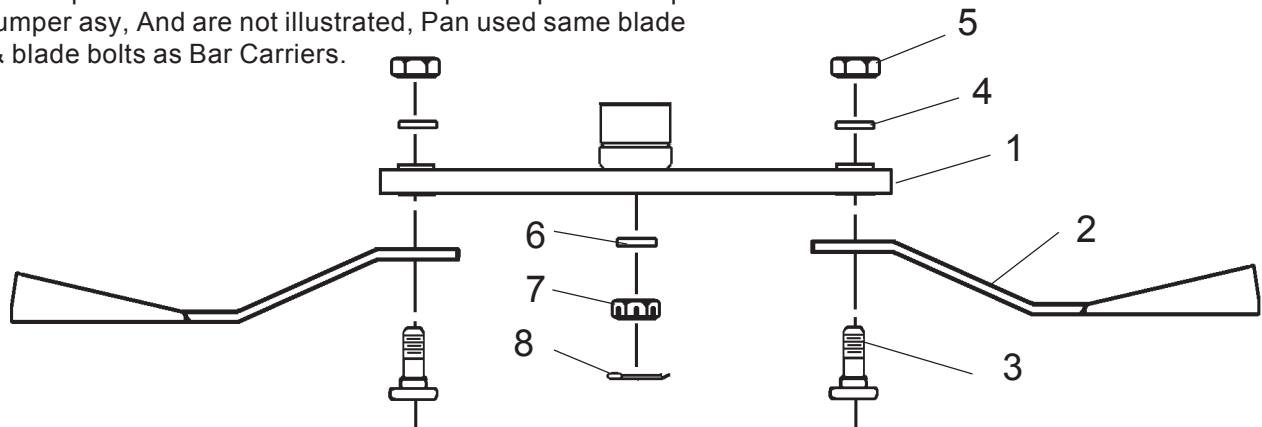
# BLADE CARRIER ASY CENTER & WINGS

S/N 15-01890  
to  
S/N 15-03696

	STD BAR ASY	OPT HD BAR ASY	OPT PAN ASY	BLADEROT
Center Carrier.....	P/N# 00757888.....	00761391*.....	00756918.....	CCW
L-Wing Carrier .....	P/N# 00757890.....	00761393*.....	00756919.....	CW
R-Wing Carrier.....	P/N# 00757889.....	00761392*.....	00756922.....	CCW

Note: To ID These Carriers, Gearboxes had 1-3/4" 20 spline Input Shaft and a 2" Dia Splined Output Shaft, Gearboxes DID HAVE a removable square Top Cover. The Blade Bolts have a Square Shoulder & Blade bolt holes in carrier are Square. \* HD Blade Bars offered as an option Dec 1990 & After, They WILL NOT FIT on units Prior to Sep. 1989 at all, the Carriers on this page WILL NOT fit on units built after after April 1996. Items 9 & 10 are optional pan / stump jumper asy, And are not illustrated, Pan used same blade & blade bolts as Bar Carriers.

Used  
10-89 (S/N 15-01890)  
to  
05-96 (S/N 15-03696)



ITEM	PART NO.	QTY	DESCRIPTION
1	00757621	A/R	Blade Bar Weldment Standard, Center
	00761389	A/R	Blade Bar Weldment HD, Center
	00757622	A/R	Blade Bar Weldment Standard, L or R Wing
	00751390	A/R	Blade Bar Weldment HD, L or R Wing
2	00750788	A/R	Blade, Updraft, Center & Right Wing, CCW
	00750787	A/R	Blade, updraft, Left Wing, CW
3	8227	2	Blade Bolt
3A	8195	A/R	Blade Bolt Assembly (includes items # 3 & 5)
4	9216	2	Washer
5	5JRC16140	2	Nut
6	00755623	1	Washer (1 Per Carrier)
7	00755624	1	Castle Nut (1 Per Carrier)
8	00751130	1	Wire Retainer (1 Per Carrier)
9	00756918	REF	Blade Bar & Pan Asy, Center, Items # 1 Thru 8
	00756921	REF	Blade Bar & Pan Weldment Only, Center
10	00756919	REF	Blade Bar & Pan Asy, Right Wing, Items# 1 Thru 8
	00756922	REF	Blade Bar & Pan Asy, Left Wing, Items# 1 Thru 8
	00756925	REF	Blade Bar & Pan Weldment Only, Right or Left Wing

June 1996  
to  
Current

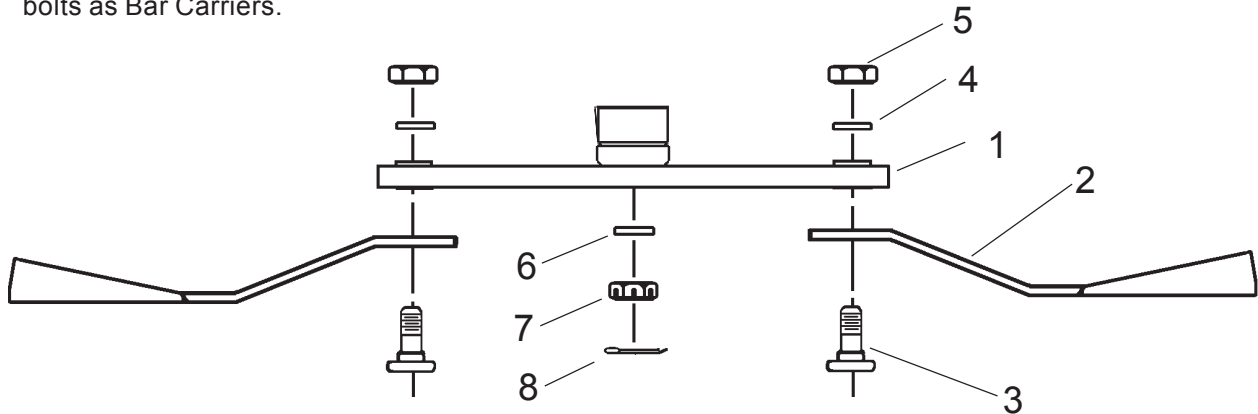
# BLADE CARRIER ASY CENTER & WINGS

S/N 15-03697  
to  
S/N 15-Current

	STD BAR ASY	OPT HD BAR ASY	OPT PAN ASY	BLADE ROT
Center Carrier.....	P/N# 00771793.....	00771798.....	00771809.....	CCW
L-Wing Carrier.....	P/N# 00771795.....	00771800.....	00771811.....	CW
R-Wing Carrier.....	P/N# 00771794.....	00771799.....	00771810.....	CCW

Note: To ID These Carriers, Gearboxes had 1-3/4" 20 spline Input Shaft and a 2-3/8" Dia Splined Output Shaft, G/B's DID HAVE a removable Round Top Cover. The Blade Bolts have a Square Shoulder and Blade bolt holes in carrier are Square. these WILL NOT fit on units Prior to May 1996. Items 9 & 10 are optional pan / stump jumper asy, And are not illustrated, Pan used same blade & blade bolts as Bar Carriers.

Used  
06-96 (S/N 15-03697)  
to  
(END PRODUCTION)

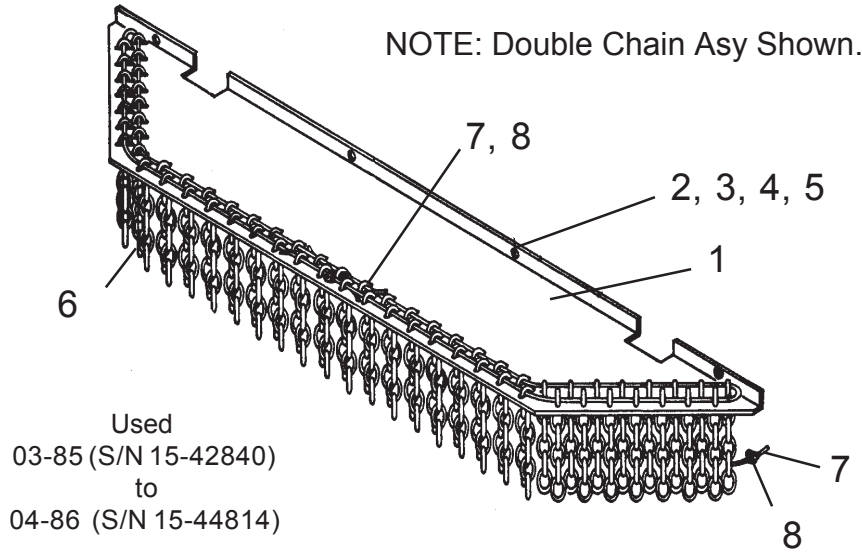


ITEM	PART NO.	QTY	DESCRIPTION
1	00771726	A/R	Blade Bar Weldment Standard, Center
	00771796	A/R	Blade Bar Weldment HD, Center
	00771727	A/R	Blade Bar Weldment Standard, L or R Wing
	00771797	A/R	Blade Bar Weldment HD, L or R Wing
2	00750788	A/R	Blade, Updraft, Center & Right Wing, CCW
	00750787	A/R	Blade, updraft, Left Wing, CW
3	8227	2	Blade Bolt
3A	8195	A/R	Blade Bolt Assembly (includes items # 3 & 5)
4	9216	2	Washer
5	5JRC16140	2	Nut
6	00755623	1	Washer (1 Per Carrier)
7	00755624	1	Castle Nut (1 Per Carrier)
8	00606000	1	Cotter Pin (1 Per Carrier)
9	00771809	REF	Blade Bar & Pan Asy, Center, Items # 1 Thru 8
	00771801	REF	Blade Bar & Pan Weldment Only, Center
10	00771810	REF	Blade Bar & Pan Asy, Right Wing, Items# 1 Thru 8
	00771811	REF	Blade Bar & Pan Asy, Left Wing, Items# 1 Thru 8
	00771802	REF	Blade Bar & Pan Weldment Only, Right or Left Wing

Mar. 1985  
to  
Apr. 1986

# CHAINGUARD ASY CENTER SECTION FRONT CENTER

S/N 15-42840  
to  
S/N 15-44814

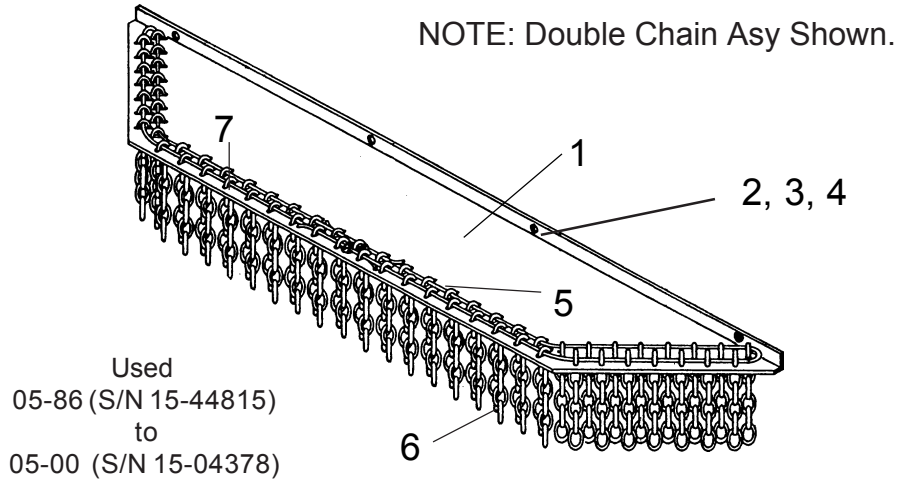


Item	Part No. Single wld'd	Part No. Double wld'd	Qty	Description
	<b>00753812</b>	<b>00753811</b>	<b>A/R</b>	<b>Chainguard Asy Center Section</b>
1	00753801	00753801	1	Chainguard Bracket Only
2	00022500	00022500	4	Bolt
3	00019700	00019700	8	Flatwasher
4	00022200	00022200	4	Locknut
5	00001000	00001000	2	Cable Clamp
6	00751127	-----	28	Chain Links (8 Links Welded)
	-----	00751127	54	Chain Links (8 Links Welded)
7	00992000	00992000	A/R	Cable
8	00751000	00751000	A/R	Cable Clamp

May 1986  
to  
May 2000

# CHAINGUARD ASY CENTER SECTION FRONT CENTER

S/N 15-44815  
to  
S/N 15-04378



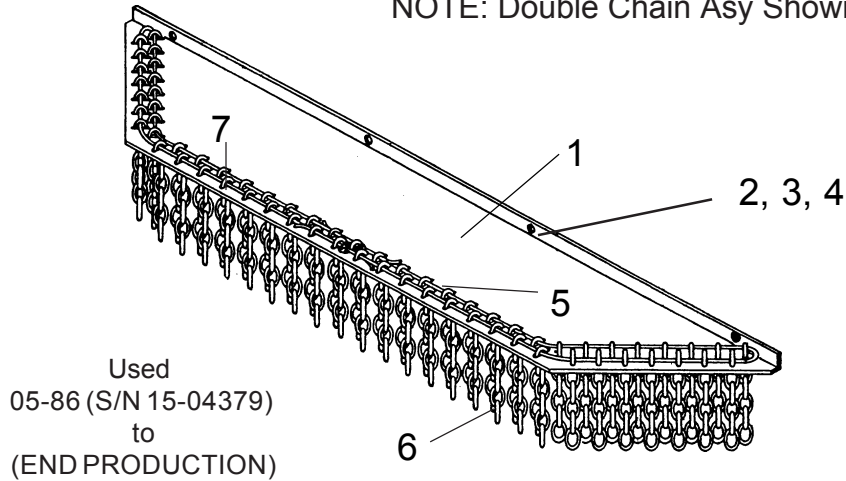
Item	Part No. Single wld'd	Part No. Single un-wld'd	Part No. Double wld'd	Part No. Double un-wld'd	Qty	Description
	<b>00755120</b>	<b>00755109</b>	<b>00755114</b>	<b>00755092</b>	<b>1</b>	<b>Fr. Ctr Section Asy. (Less Items 2,3, &amp; 4)</b>
1	00755091	00755091	00755091	00755091	1	Front Ctr. Bracket Only
2	00022500	00022500	00022500	00022500	4	Bolt
3	00019700	00019700	00019700	00019700	4	Flatwasher
4	02957941	02957941	02957941	02957941	4	Locknut
5	00001000	00001000	00001000	00001000	2	Cable Clamp
6	00755090	-----	-----	-----	18	Chain (5 Link Wld'd)
	-----	00750899	-----	-----	18	Chain (5 Link Un-Wld'd)
	-----	-----	00755090	-----	35	Chain (5 Link Wld'd)
	-----	-----	-----	00750899	35	Chain (5 Link Un-Wld'd)
7	00992000	00992000	-----	-----	3	Cable
	-----	-----	00992000	00992000	4	Cable

May 1986  
to  
May 2000

# CHAINGUARD ASY CENTER SECTION FRONT CENTER

S/N 15-04379  
to  
S/N 15-Current

NOTE: Double Chain Asy Shown.



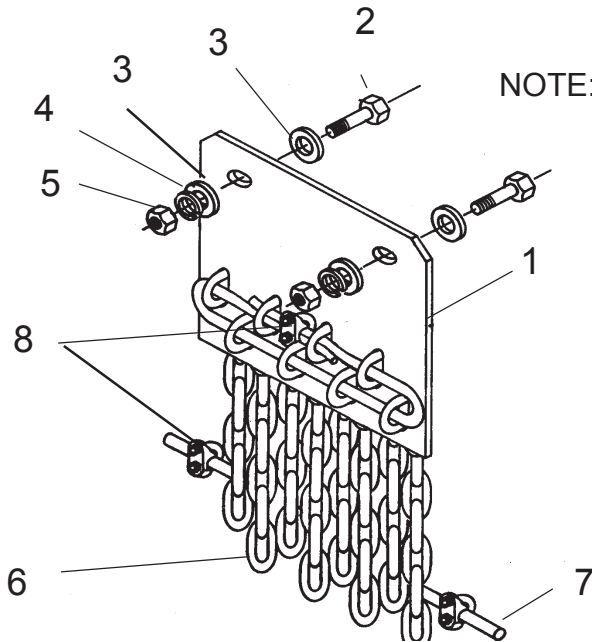
Used  
05-86 (S/N 15-04379)  
to  
(END PRODUCTION)

Item	Part No. Single wld'd	Part No. Double un-wld'd	Qty	Description
	<b>00775976</b>	<b>00755114</b>	<b>1</b>	<b>Frnt. Center Section Asy. (Less Items 2,3, &amp; 4)</b>
1	00775977	00755091	1	Frnt. Cnt. Bracket Only
2	00022500	00022500	4	Bolt
3	00019700	00019700	4	Flatwasher
4	02957941	02957941	4	Locknut
5	00001000	00001000	2	Cable Clamp
6	00755090	-----	18	Chain (5 Link Welded)
	-----	00755090	35	Chain (5 Link Welded)
7	00992000	-----	3	Cable
	-----	00992000	4	Cable

Mar. 1985  
to  
Apr. 1986

# CHAINGUARD ASY CENTER SECTION FRONT SIDE

S/N 15-42840  
to  
S/N 15-44814



NOTE: Double Chain Asy Shown.

Used  
05-85 (S/N 15-42840)  
to  
04-89 (S/N 15-44814)

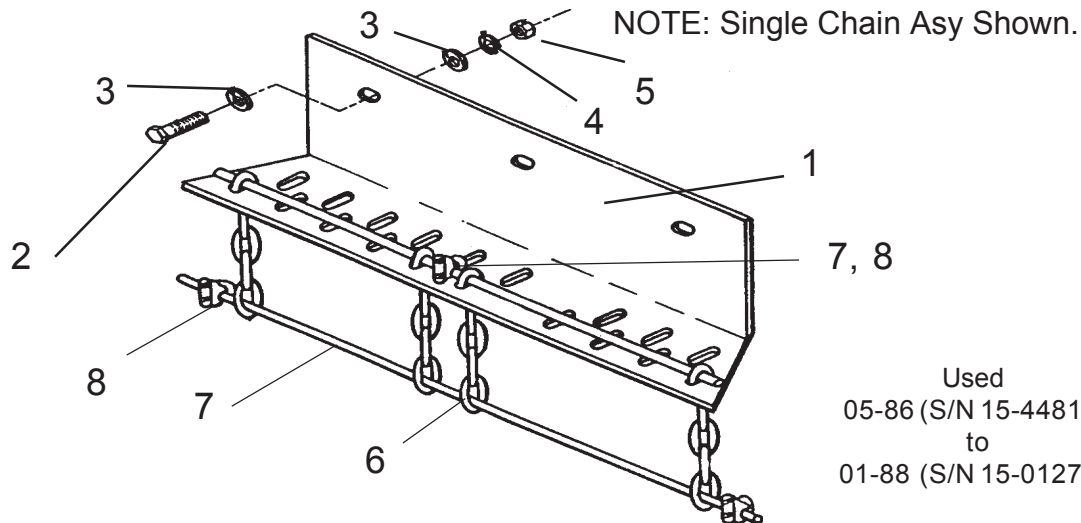
Item	Part No. Single wld'd	Part No. Double wld'd	Qty	Description
	<b>00753806</b>	<b>00753805</b>	<b>1</b>	<b>Chainguard Asy, Center Section Front Side</b>
1	00752927	00752927	1	Chainguard Bracket Only
2	00022500	00022500	2	Bolt
3	00019700	00019700	4	Flatwasher
4	00022200	00022200	2	Lockwasher
5	00999316	00999316	2	Nut
6	00751127	-----	5	Chain (8 Link Welded)
	-----	00751127	9	Chain (8 Link Welded)
7	00992000	-----	A/R	Cable
	-----	00992000	A/R	Cable
8	00001000	00001000	A/R	Cable Clamp



May 1986  
to  
Jan. 1988

## CHAINGUARD ASY CENTER SECTION FRONT SIDE

S/N 15-44815  
to  
S/N 15-01279



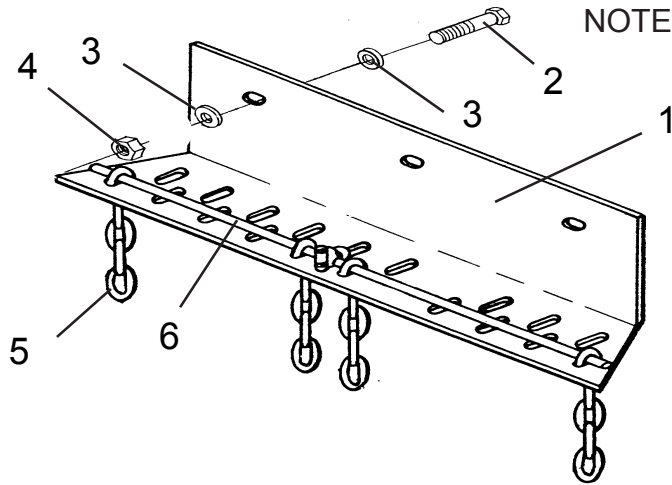
Used  
05-86 (S/N 15-44815)  
to  
01-88 (S/N 15-01279)

Item	Part No. Single wld'd	Part No. Double wld'd	Qty	Description
	<b>00755111</b>	<b>00755098</b>	<b>A/R</b>	<b>Center Section Right Front Side</b>
	<b>00755110</b>	<b>00755095</b>	<b>A/R</b>	<b>Center Section Left Front Side</b>
1	00755094	00755094	1	Chainguard RH Bracket Only
	00755096	00755096	1	Chainguard LH Bracket Only
2	00022500	00022500	2	Bolt
3	00019700	00019700	4	Flatwasher
4	00022200	00022200	2	Lockwasher
5	00999316	00999316	2	Nut
6	00755090	-----	10	Chain Links (5 Link Wld'd)
	-----	00755090	19	Chain Links (5 Link Wld'd)
7	00992000	00992000	A/R	Cable
8	00001000	00001000	A/R	Cable Clamp

Feb 1988  
to  
June 2000

# CHAINGUARD ASY CENTER SECTION FRONT SIDE

S/N 15-01280  
To  
S/N 15-04397



NOTE: Double Chain Bracket Shown.

Used  
02-88 (S/N 15-01280)  
to  
06-00 (S/N 15-04397)

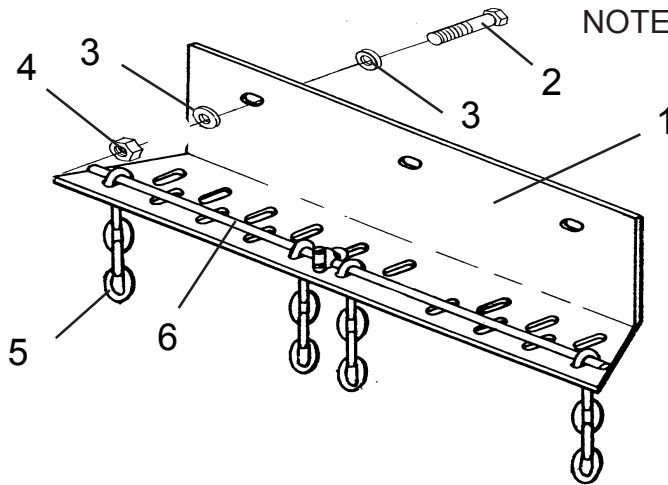
Item	Part No. Single wld'd	Part No. Single un-wld'd	Part No. Double wld'd	Part No. Double un-wld'd	Qty	Description
	00755122	00755110	00755116	00755095	1	Frnt. Section LH Assy. (Less Items 2, 3, & 4)
	00755121	00755111	00755115	00755098	1	Frnt. Section RH Assy. (Less Items 2, 3, & 4)
1	00755096	00755096	00755096	00755096	1	Bracket Only, LH
	00755094	00755094	00755094	00755094	1	Bracket Only, RH
2	00022500	00022500	00022500	00022500	3	Bolt
3	00019700	00019700	00019700	00019700	6	Flatwasher
4	02957941	02957941	02957941	02957941	3	Locknut
5	00755090	-----	-----	-----	10	Chain (5 Link Wld'd)
	-----	00750899	-----	-----	10	Chain (5 link Un-Wld'd)
	-----	-----	00755090	-----	19	Chain (5 link Wldd)
	-----	-----	-----	00750899	19	Chain (5 link Un-Wld'd)
6	00959900	00959900	00959900	00959900	A/R+	Retaining Rod

\* Qty Shown For One Side - Left or Right\*

May 2000  
to  
Current

# CHAINGUARD ASY CENTER SECTION FRONT SIDE

S/N 15-04398  
To  
S/N 15-Current



NOTE: Double Chain Bracket Shown.

Used  
02-88 (S/N 15-04398)  
to  
(END PRODUCTION)

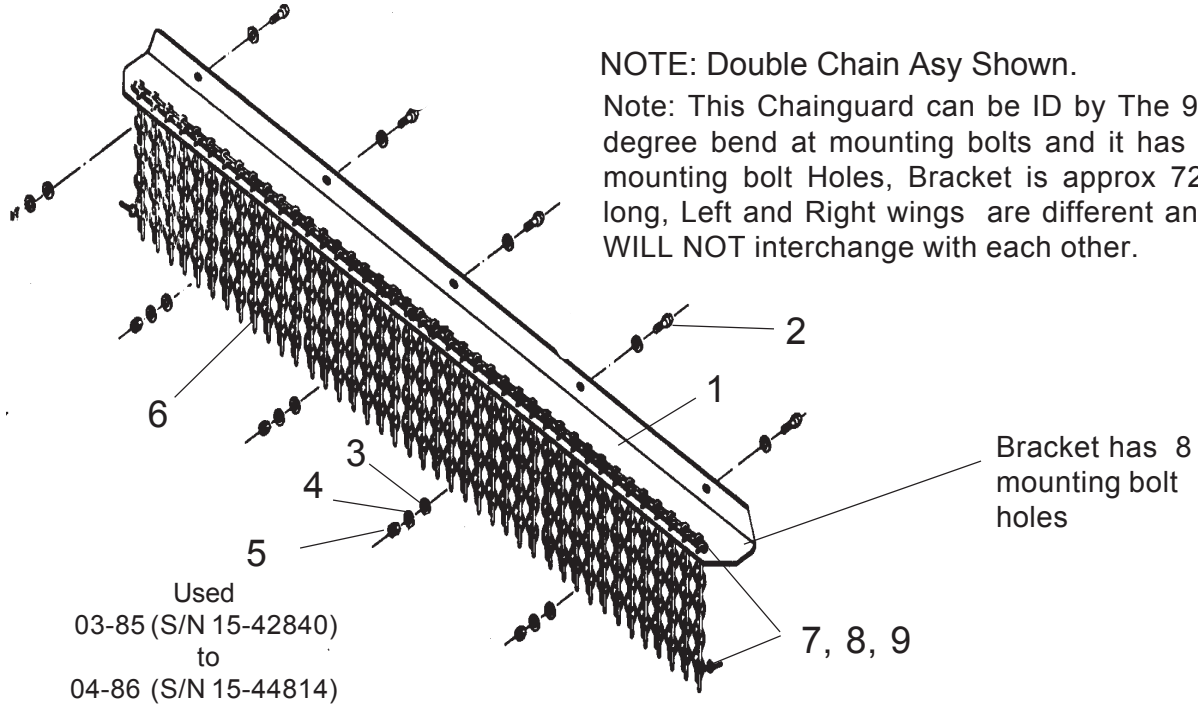
Item	Part No. Single wld'd	Part No. Double wld'd	Qty	Description
	00775980	00755116	1	Frnt. Section LH Asy. (Less Items 2, 3, & 4)
	00775978	00755115	1	Frnt. Section RH Asy. (Less Items 2, 3, & 4)
1	00775981	00755096	1	Bracket Only, LH
	00775979	00755094	1	Bracket Only, RH
2	00022500	00022500	3	Bolt
3	00019700	00019700	6	Flatwasher
4	02957941	02957941	3	Locknut
5	00755090	-----	13	Chain (5 Link Wld'd)
	-----	00755090	19	Chain (5 Link Wld'd)
6	00959900	00959900	A/R	Retaining Rod

\* Qty Shown For One Side - Left or Right\*

Mar. 1985  
to  
Apr. 1986

# CHAINGUARD ASY WING SECTION FRONT

S/N AG15-42840  
to  
S/N AG15-44814



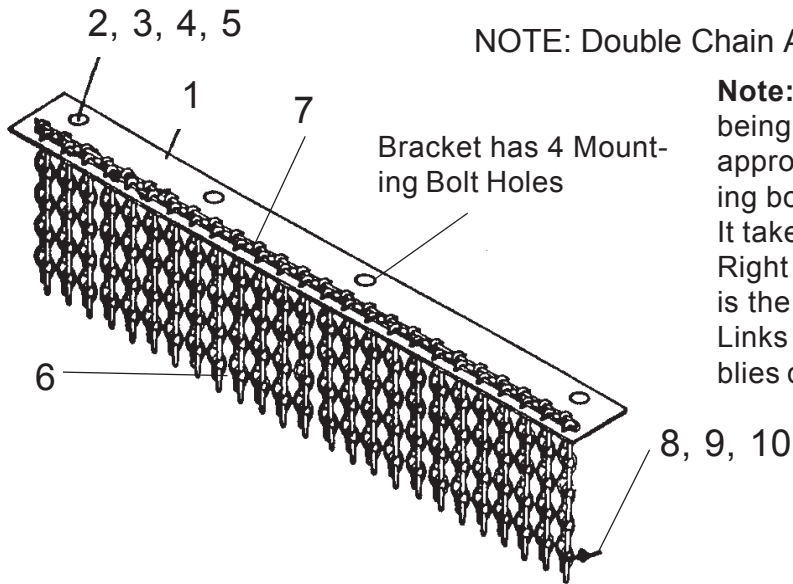
Item	Part No. Single wld'd	Part No. Double wld'd	Qty	Description
	<b>00753816</b>	<b>00753815</b>	1	<b>Wing Front, RH</b>
	<b>00753814</b>	<b>00753813</b>	1	<b>Wing Front, LH</b>
1	00753798	00753798	1	Bracket Only, RH
	00753799	00753799	1	Bracket Only, LH
2	00022500	00022500	5	Bolt
3	00019700	00019700	10	Flatwasher
4	00022200	00022200	5	Lockwasher
5	00999316	00999316	5	Nut
6	00751127	-----	47	Chain Links (8 Link Wld'd)
	-----	00751127	88	Chain Links (8 Link Wld'd)
7	00001000	00001000	A/R	Cable Clamp
8	00992000	00992000	A/R	Cable
9	00326700	00326700	A/R	Clip, Cable Mounting

\* Qty Shown For One Side - LH or RH

May 1986  
to  
Jun. 1989

# CHAINGUARD ASY WING SECTION FRONT

S/N 15-44815  
to  
S/N 15-01823



NOTE: Double Chain Asy Shown.

**Note:** This Chainguard can be ID by being flat at mounting area and is approx 29" long, It has only 4 mounting bolt Holes, Left and Right wings It takes 2 per Left wing and 2 per Right wing. to make full set. Bracket is the same BUT the way the Chain Links are install make the assemblies different.

Used  
05-86 (S/N 15-44815)  
to  
06-89 (S/N 15-01823)

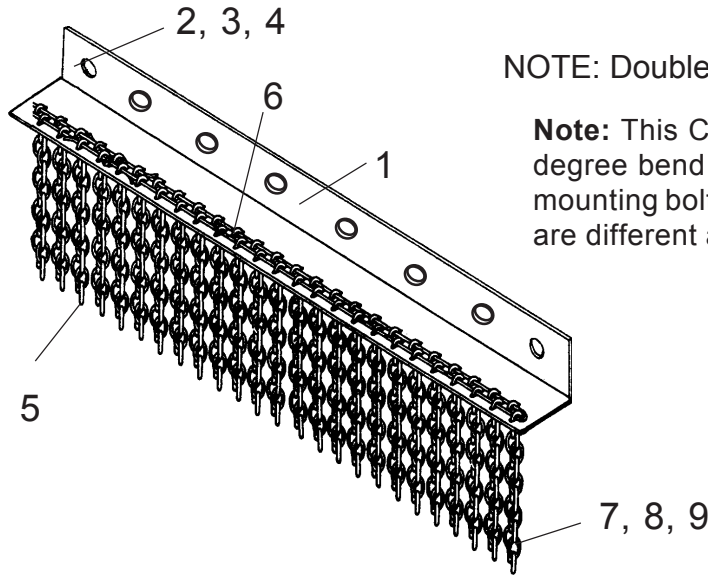
Item	Part No. Single wld'd	Part No. Double wld'd	Qty	Description
	<b>00755104</b>	<b>00755108</b>	<b>2</b>	<b>Left or Right Wing Front (Less Items 2, 3, &amp; 4)</b>
1	00755102	00755102	2	Bracket Only, LH or RH Wing
2	00022500	00022500	8	Bolt
3	00019700	00019700	16	Flatwasher
4	00022200	00022200	8	Lockwasher
5	00999316	00999316	8	Nut
6	00751126	-----	33	Chain Links (6 Link Wld'd)
	-----	00751126	66	Chain Links (6 Link Wld'd)
7	00959900	00959900	A/R	Retaining Rod
8	00001000	00001000	A/R	Cable Clamp
9	00992000	00992000	A/R	Cable
10	00326700	00326700	A/R	Clip, Cable Mounting

\* Qty Shown for One Wing - Left or Right\*

Jul. 1989  
to  
May 2000

# CHAINGUARD ASY WING SECTION FRONT

S/N 15-01824  
to  
S/N 15-04378



NOTE: Double Chain Asy Shown.

**Note:** This Chainguard can be ID by its 90 degree bend and is 72-3/8" long, It has 8 mounting bolt Holes, Bracket for Left & Right are different and WILL NOT fit each other

Used  
07-89 (S/N 15-01824)  
to  
06-00 (S/N 15-04378)

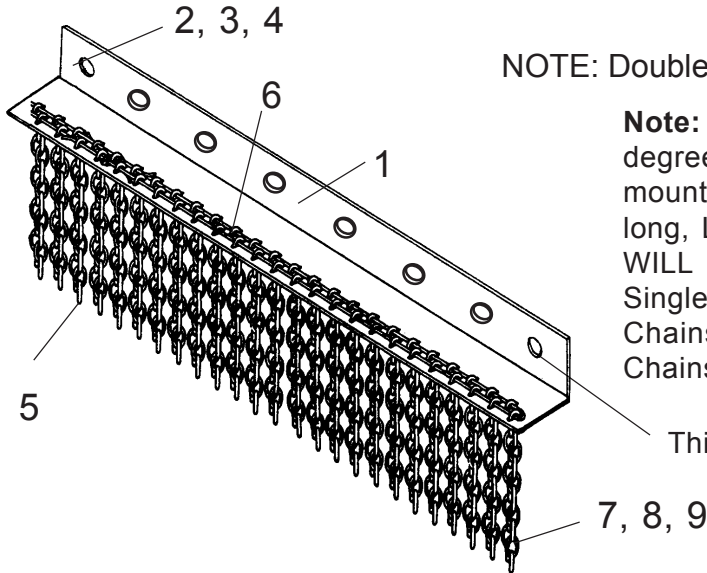
Item	Part No. Single wld'd	Part No Single un-wld'd	Part No. Double wld'd	Part No. Double un-wld'd	Qty	Description
	<b>00755555</b>	<b>00755553</b>	<b>00755556</b>	<b>00755554</b>	<b>1</b>	<b>Wing Asy, LH Front (Less Items 2, 3, &amp; 4)</b>
	<b>00755558</b>	<b>00755559</b>	<b>00755557</b>	<b>00755560</b>	<b>1</b>	<b>Wing Asy, RH Front (Less Items 2, 3, &amp; 4)</b>
1	00755551	00755551	00755551	00755551	1	Bracket Only, LH Front
	00755552	00755552	00755552	00755552	1	Bracket Only, RH Front
2	00022500	00022500	00022500	00022500	8	Bolt
3	00019700	00019700	00019700	00019700	16	Flatwasher
4	02957941	02957941	02957941	02957941	8	Locknut
5	00751126	-----	-----	-----	40	Chain (6 Link Wld'd)
	-----	00750900	-----	-----	40	Chain (6 Link Un-Wld'd)
	-----	-----	00751126	-----	80	Chain (6 Link Wld,d)
	-----	-----	-----	00750900	80	Chain (6 Link Un-Wld'd)
6	00959900	00959900	00959900	00959900	A/R	Retaining Rod
7	00001000	00001000	00001000	00001000	A/R	Cable Clamp (optional)
8	00992000	00992000	00001000	00001000	A/R	Cable (optional)
9	00326700	00326700	00001000	00001000	A/R	Clip, Cable Mntg (optional)

\* Qty Shown For One Side - Left or Right\*

Jun. 2000  
to  
Current

# CHAINGUARD ASY WING SECTION FRONT

S/N 15-04379  
to  
S/N 15-Current



NOTE: Double Chain Asy Shown.

**Note:** This Chainguard can be ID by The 90 degree bend at mounting bolts and it has 8 mounting bolt Holes, Bracket is approx 72" long, Left and Right wings are different and WILL NOT interchange with each other. The Single Chain Bracket will only accept Single Chains and Double Chain Bracket Double Chains.

This has 8 mounting holes

Used  
06-00 (S/N 15-04379)  
to  
(END PRODUCTION)

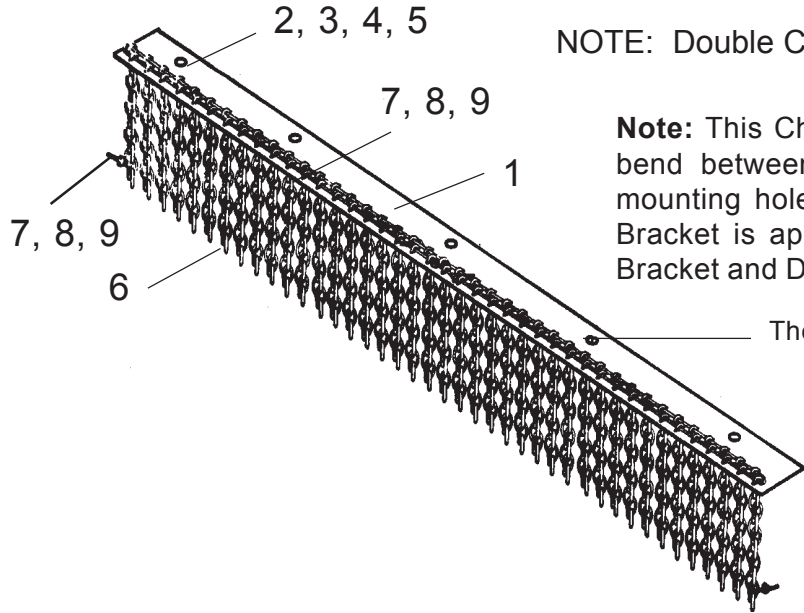
Item	Part No. Single wld'd	Part No. Double wld'd	Qty	Description
	00775986	00755556	1	Wing, Left Front Asy. (Less Items 2, 3, & 4)
	00775988	00755557	1	Wing, Right Front Asy. (Less Item 2, 3, & 4)
1	00775987	00755551	1	Bracket Only, Left Front Wing
	00775989	00755552	1	Bracket Only, Right Front Wing
2	00022500	00022500	8	Bolt
3	00019700	00019700	16	Flatwasher
4	02957941	02957941	8	Locknut
5	00751126	-----	62	Chain (6 Link Wld'd)
	-----	00751126	80	Chain (6 Link Wld'd)
6	00959900	00959900	Req	Retaining Rod

\* Qty Shown for One Wing - Left or Right\*

Mar. 1985  
to  
May 1986

# CHAINGUARD ASY CENTER SECTION REAR

S/N 15-42840  
to  
S/N 15-44986



NOTE: Double Chain Asy Shown.

**Note:** This Chainguard can be ID by The Slight bend between mounting bolts and and Chain mounting holes. It has 4 mounting bolt Holes, Bracket is approx 60" long, The Single Chain Bracket and Double Chain Bracket are the same.

There are 4 mounting Holes

Used  
03-85 (S/N 15-42840)  
to  
05-86 (S/N 15-44986)

Item	Part No. Single wld'd	Part No. Double wld'd	Qty	Description
	<b>00753808</b>	<b>00753807</b>	<b>1</b>	<b>Rear Center Section Asy</b>
1	00752961	00752961	1	Bracket Only
2	00022500	00022500	5	Bolt
3	00019700	00019700	10	Flatwasher
4	00022200	00022200	5	Lockwasher
5	00999316	02957941	5	Nut
6	00751127	-----	40	Chain (8 Link Wld'd)
	-----	00751127	79	Chain (8 Link Wld'd)
7	00001000	00001000	A/R	Cable Clamp
8	00326700	00326700	A/R	Clip, Cable
9	00992000	00662000	A/R	Cable

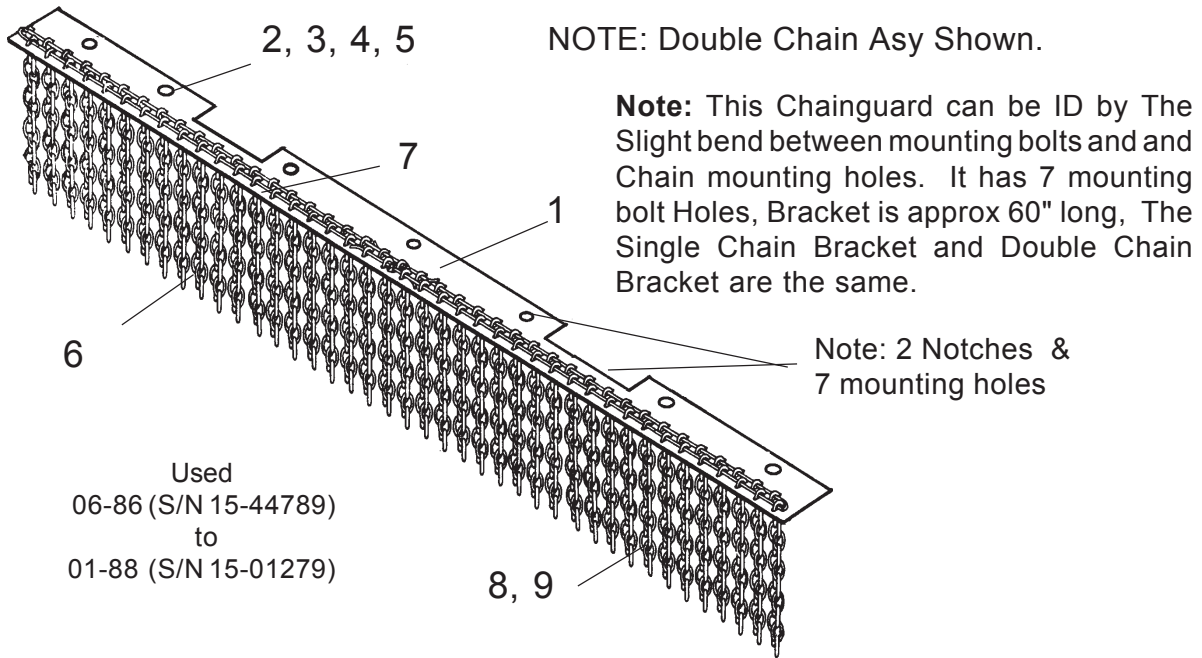
\* Qty Shown for One Wing - Left or Right\*



Jun. 1986  
to  
Jan. 1988

# CHAINGUARD ASY CENTER SECTION REAR

S/N 15-44987  
to  
S/N 15-01279

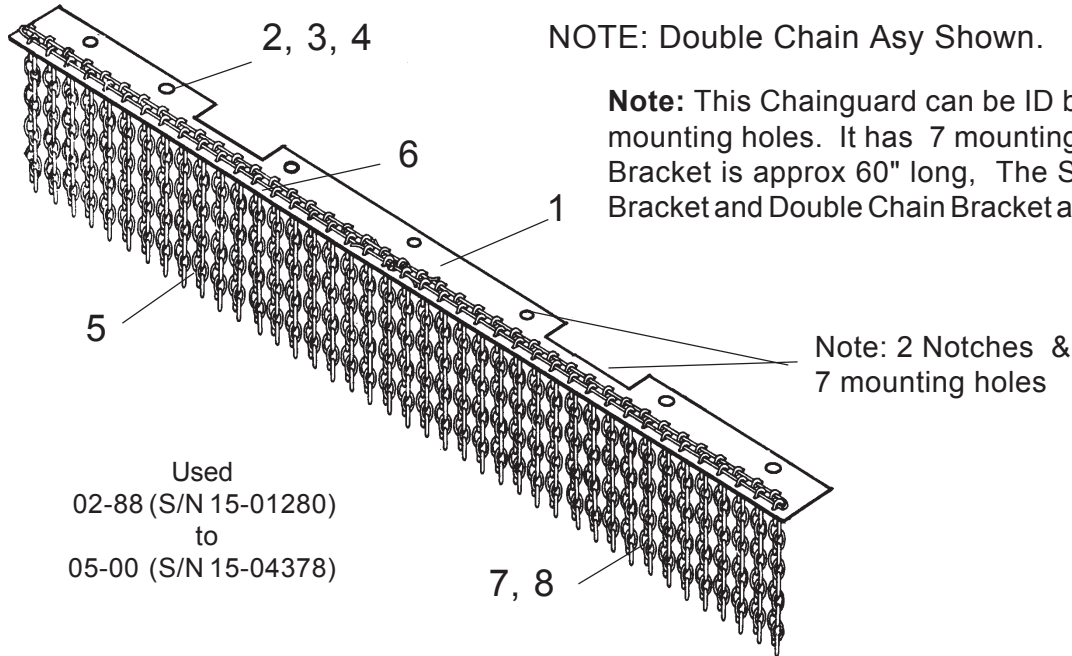


Item	Part No. Single un-wld'd 00755101	Part No. Double un-wld'd 00755112	Qty	Description
			1	<b>Chainguard Asy. Center Rear (Less Items 2,3,4,7,8)</b>
1	00755099	00755099	1	Bracket Only, Center Rear
2	00022500	00022500	7	Bolt
3	00019700	00019700	14	Flatwasher
4	00022200	00022200	7	Lockwasher
5	00999316	00999316	7	Nut
6	00750900	-----	34	Chain (6 Link Un-Welded)
	-----	00750900	68	Chain (6 Link Un-Welded)
7	00756182		1	Retaining Rod, (Single curtain)
	-----	00756182	2	Retaining Rod, (Double Curtain)
8	00326700	-----	2	Cable Clamp, (Single Curtain)
9	-----	00326700	4	Cable clamp, (Double Curtain)

Feb 1988  
to  
May 2000

# CHAINGUARD ASY CENTER SECTION REAR

S/N 15-01280  
to  
S/N 15-04378

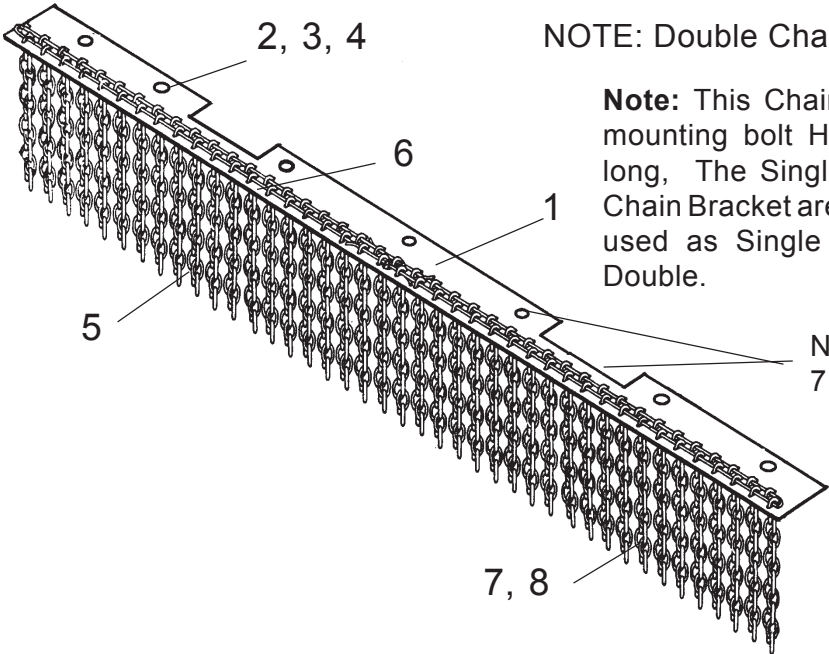


Item	Part No. Single wld'd	Part No. Single un-wld'd	Part No. Double wld'd	Part No. Double un-wld'd	Qty	Description
	007752123	00755112	00755117	00755101	1	Chainguard, Center Rear (Less Items 2, 3, & 4)
1	00755099	00755099	00755099	00755099	1	Bracket Only, Center Rear
2	00022500	00022500	00022500	00022500	5	Bolt
3	00019700	00019700	00019700	00019700	10	Flatwasher
4	02957941	02957941	02957941	02957941	5	Locknut
5	00751126	-----	-----	-----	34	Chain (6 Link Wld'd)
	-----	00755099	-----	-----	34	Chain (6 Link Un-Wld'd)
	-----	-----	00751126	-----	68	Chain (6 Link Welded)
	-----	-----	-----	00755099	68	Chain (6 Link Un-Welded)
6	00959900	00959900	00959900	00959900	A/R	Retaining Rod
7	00326700	00326700	-----	-----	2	Cable Clamp, (Sngl Curtain)
8	-----	-----	00326700	00326700	4	Cable clamp, (Dbl Curtain)

June 2000  
to  
Current

# CHAINGUARD ASY CENTER SECTION REAR

S/N 15-04379  
to  
S/N 15-Current



NOTE: Double Chain Asy Shown.

**Note:** This Chainguard can be ID by the 7 mounting bolt Holes, Bracket is approx. 60" long, The Single Chain Bracket and Double Chain Bracket are DIFFERENT and can only be used as Single with Single or Double with Double.

Note: 2 Notches & 7 mounting holes

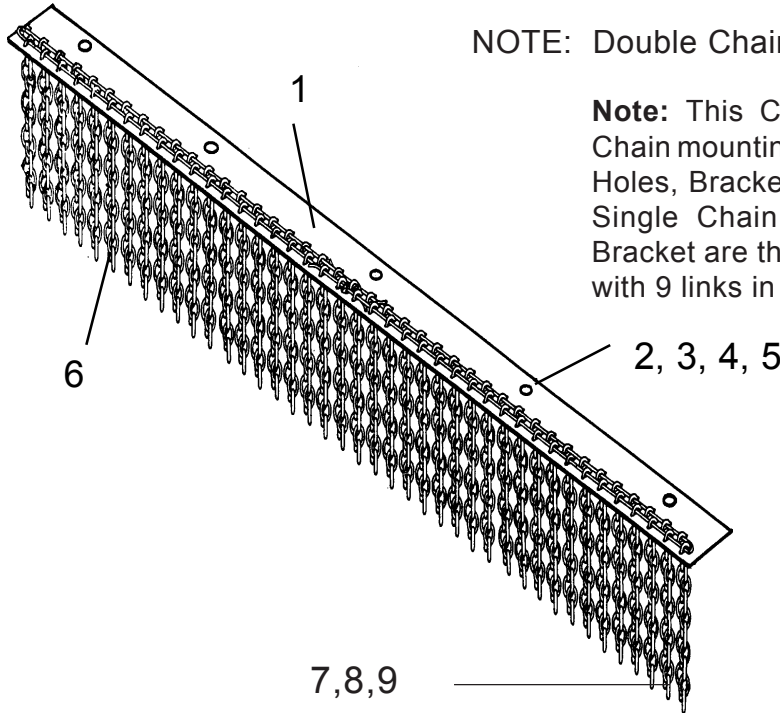
Used  
06-00 (S/N 15-04379)  
to  
(END PRODUCTION)

Item	Part No. Single wld'd	Part No. Double wld'd	Qty	Description
	<b>00775982</b>	<b>00755117</b>	<b>1</b>	<b>Center Rear Chain Assy. (Less Items 2, 3,4,7.8)</b>
1	00775983	00755099	1	Center Rear Bracket Only (Less all Components)
2	00022500	00022500	5	Bolt
3	00019700	00019700	10	Flatwasher
4	02957941	02957941	5	Locknut
5	00751126	-----	53	Chain (6 Link Wld'd)
	-----	00751126	68	Chain (6 Link Wld'd)
6	00959900	00959900	Req	Retaining Rod
7	00326700	-----	2	Cable Clamp, (Single Curtain)
8	-----	00326700	4	Cable clamp, (Double Curtain)

Mar 1985  
to  
Apr. 1986

# CHAINGUARD ASY WING SECTION REAR

S/N 15-42840  
to  
S/N 15-44814



NOTE: Double Chain Asy Shown.

**Note:** This Chainguard can be ID by the Chain mounting holes. It has 5 mounting bolt Holes, Bracket is approx 41-1/2" long, The Single Chain Bracket and Double Chain Bracket are the same and these use Chains with 9 links in them

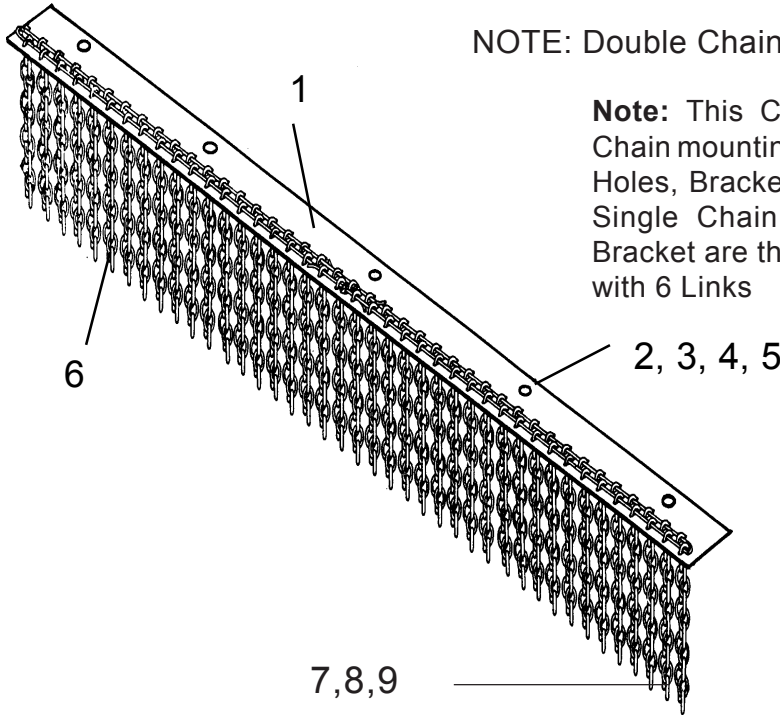
Used  
03-85 (S/N 15-42840)  
to  
04-86 (S/N 15-44814)

Item	Part No. Single wld'd	Part No. Double wld'd	Qty	Description
	<b>00753810</b>	<b>00753809</b>	<b>1</b>	<b>Wing Rear Chain Asy (Less Items 2, 3,4,7,8)</b>
1	00753715	00753715	1	Bracket Only, Wing rear
2	00022500	00022500	5	Bolt
3	00019700	00019700	10	Flatwasher
4	00022200	00022200	5	Lockwasher
5	00999316	00999316	5	Nut
6	00751127	-----	24	Chain (8 Link Wld'd)
	-----	0371200103	47	Chain (9 Link Wld'd)
7	00326700	00326700	A/R	Clip, Wire Cable
8	00001000	-----	2	Cable Clamp, (Single Curtain)
9	-----	00001000	4	Cable clamp, (Double Curtain)

May 1986  
to  
May 2000

# CHAINGUARD ASY WING SECTION REAR

S/N 15-44815  
to  
S/N 15-04378



NOTE: Double Chain Assy Shown.

**Note:** This Chainguard can be ID by the Chain mounting holes. It has 5 mounting bolt Holes, Bracket is approx 42-3/8" long, The Single Chain Bracket and Double Chain Bracket are the same and these use Chains with 6 Links

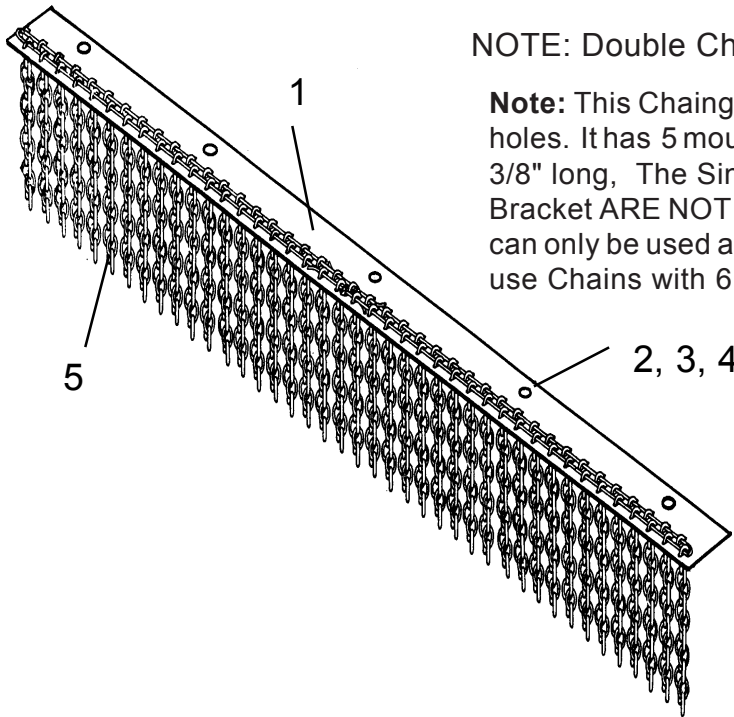
Used  
05-86 (S/N 15-44815)  
to  
05-00 (S/N 15-04378)

Item	Part No, Single wld'd	Part No. Single un-wld'd	Part No. Double wld'd	Part No. Double un-wld'd	Qty	Description
	<b>00755125</b>	<b>00755113</b>	<b>00755119</b>	<b>00755107</b>	<b>1</b>	<b>Wing Rear Chain Assy (Less Items 2, 3,4,7,8,9)</b>
1	00755105	00755105	00755105	00755105	1	Bracket Only, Wing Rear
2	00022500	00022500	00022500	00022500	5	Bolt
3	00019700	00019700	00019700	00019700	10	Flatwasher
4	00022200	00022200	00022200	00022200	5	Lockwasher
5	00999316	00999316	00999316	00999316	5	Nut
6	00751126	-----	-----	-----	24	Chian (6 Link Wld'd)
	-----	00750900	-----	-----	24	Chain (6 Link Un-Wld'd)
	-----	-----	00751126	-----	48	Chain (6 Link Wld'd)
	-----	-----	-----	00750900	48	Chain (6 Link Un-Wld'd)
7	00326700	00326700	00326700	00326700	A/R	Clip, Wire Cable (Optional)
8	00001000	00001000	00001000	00001000	A/R	Cable Clamp (Optional)
9	00992000	00992000	00992000	00992000	A/R	Cable (Optional)

Jun. 2000  
to  
Current

# CHAINGUARD ASY WING SECTION REAR

S/N 15-04379  
to  
S/N 15-Current



NOTE: Double Chain Asy Shown.

**Note:** This Chainguard can be ID by the Chain mounting holes. It has 5 mounting bolt Holes, Bracket is approx 42-3/8" long, The Single Chain Bracket and Double Chain Bracket ARE NOT the same, The Single Curtain Bracket can only be used as a Single Curtain, these Chainguards use Chains with 6 Links

Used  
06-00 (S/N 15-04379)  
to  
(END PRODUCTION)

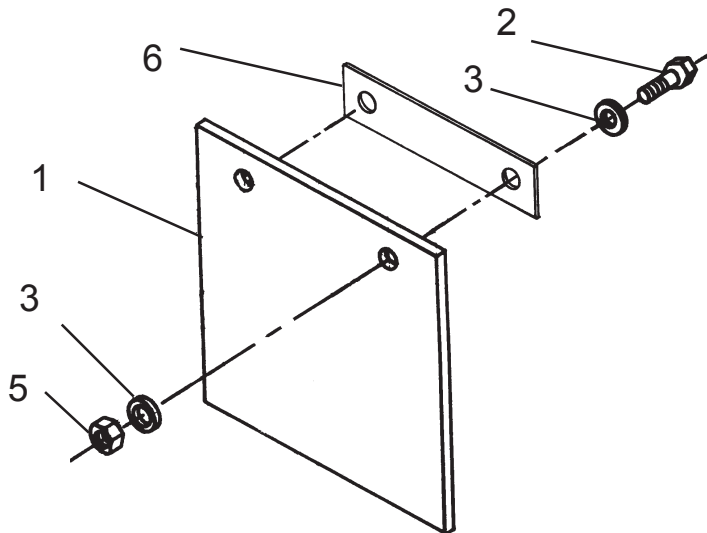
Item	Part No. Single wld'd	Part No. Double wld'd	Qty	Description
	<b>00775984</b>	<b>00755119</b>	<b>1</b>	<b>Left or Right Wing Asy. (Less Items 2, 3, &amp; 4)</b>
1	00775985	00755105	1	Bracket Only, LH or RH Wing
2	00022500	00022500	5	Bolt
3	00019700	00019700	10	Flatwasher
4	02957941	02957941	5	Locknut
5	00751126	-----	38	Chain (6- Link Wld'd)
	-----	00751126	48	Chain (6- Link Wld'd)

\* Qty Shown for One Wing - Left or Right  
\*Double Qty. for Left and Right\*

Mar. 1985  
to  
Current

## DEFLECTOR WING REAR INSIDE

S/N 15-42840  
to  
S/N 15-Current



NOTE: This Rubber Flap was used with Chainguards and after July 1989 it was used with rubber deflectors, It is used on rear of Wings on inside at Hinge point. In May 1994 Nut and Lockwasher (item # 5) was replaced with a Locknut which will also work on earlier models.

Used  
03-85 (S/N 15-42840)  
to  
(END PRODUCTION)

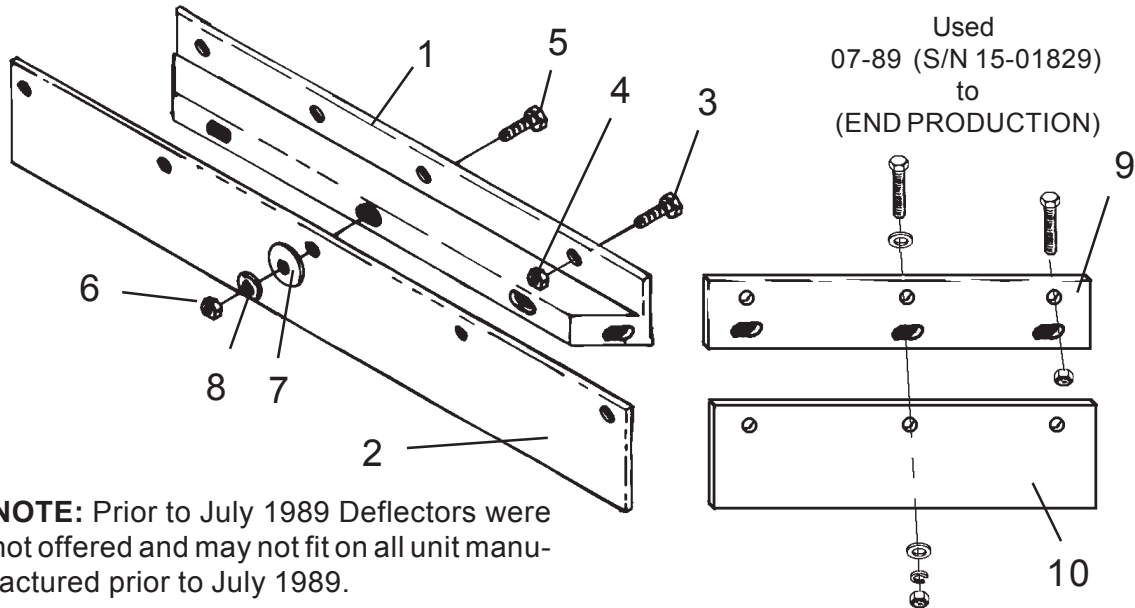
Item	Part No.	Qty	Description
1	00752051	2	Rubber Flap, LH or RH Wing
2	00022500	4	Bolt
3	00019700	8	Flatwasher
5	00999316	4	Nut, (4/94 S/N 15-03164 & Down)
	00022200	4	Lockwasher, (4/94 S/N 15-03164 & Down)
	02957941	4	Locknut, (5/94 S/N 15- 03165 & Up)
6	00751997	2	Flap Strap



Jul. 1989  
to  
Current

# DEFLECTOR CENTER SECTION FRONT

S/N 15-01829  
to  
S/N 15-Current



**NOTE:** Prior to July 1989 Deflectors were not offered and may not fit on all unit manufactured prior to July 1989.

## FRONT CENTER SECTION

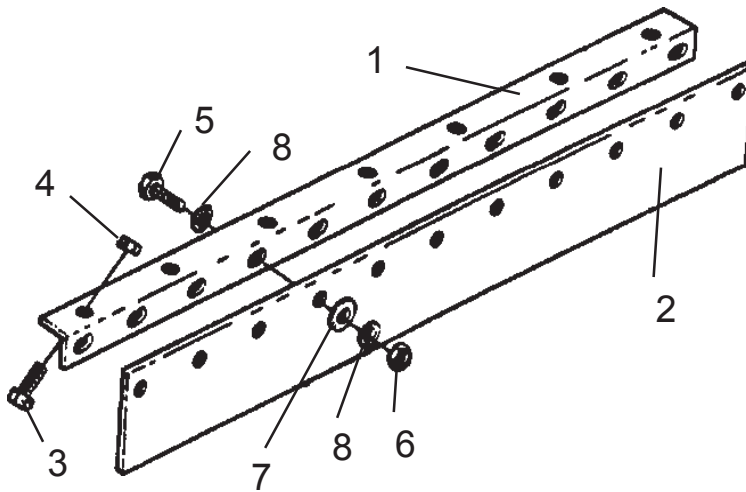
Item	Part No.	Qty	Description
1	00758268	1	Bracket, Rubber, Center
2	00758272	1	Panel, Rubber, Center
3	00999314	10	Hex Bolt
4	02957941	10	Nut
5	63066100	11	Bolt
6	00015800	11	Locknut
7	02035800	11	Woodwasher
8	00011100	22	Flatwasher
9	00758269	1	Bracket, Rubber, Left
	00758270	1	Bracket, Rubber, Right (Not Shown)
10	00758271	2	Panel, Rubber, Left or Right



Jul. 1989  
to  
May 1994

## DEFLECTOR WING FRONT LH & RH

S/N 15-01824  
to  
S/N 15-03165



**NOTE:** Item # 1 mounting brackets were not used after May 1994, Rubber Flaps Item # 2, after that date they bolted directly to Deck. Qty. Shown For Left and Right Wings, For one Wing use half Qty. Shown

Used  
07-89 (S/N 15-01824)  
to  
05-94 (S/N 15-03165)

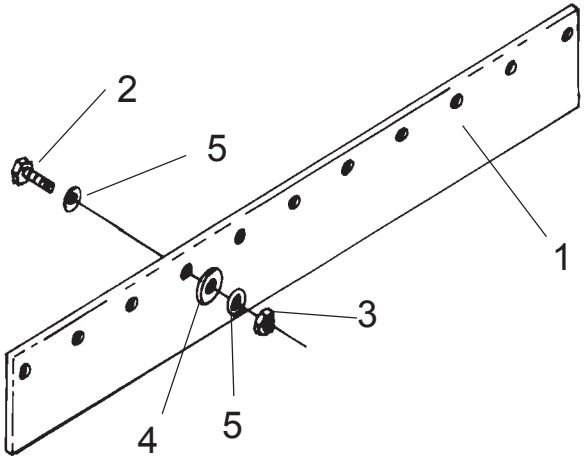
### DEFLECTOR WING LEFT & RIGHT FRONT

Item	Part No.	Qty	Description
1	00758265	1	Bracket, LH Wing Front (Shown)
	00758266	1	Bracket, RH Wing Front (Not Shown)
2	00758275	2	Panel, Rubber, LH or RH Wing
3	02044000	14	Bolt
4	00001800	14	Locknut
5	63066100	22	Bolt
6	00015800	22	Locknut
7	02035800	22	Woodwasher
8	00011100	44	Flatwasher

Jun. 1994  
to  
Current

# DEFLECTOR WING FRONT LH & RH

S/N 15-03166  
to  
S/N 15-Current



**NOTE:** The Metal mounting brackets that bolted to Deck between Deck and rubber Flaps was removed in May 1994, After tht date the Rubber Flaps bolt directly to the Deck. Qty. Shown For Left and Right Wings, For one Wing use half Qty. Shown

Used  
06-94 (S/N 15-03166)  
to  
(END PRODUCTION)

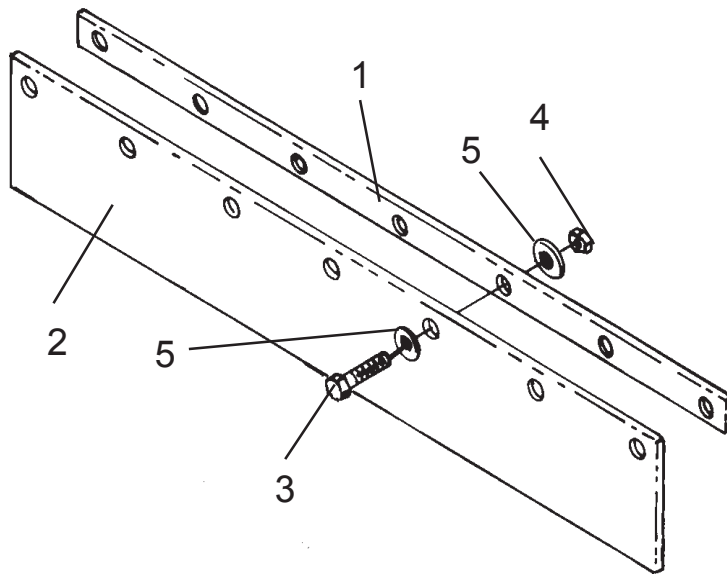
## DEFLECTOR WING LEFT & RIGHT FRONT

Item	Part No.	Qty	Description
1	00758275	1	Panel, Rubber
2	63066100	11	Bolt
3	00015800	11	Locknut
4	02035800	11	Woodwasher
5	00011100	22	Flatwasher

Jul. 1989  
to  
Current

S/N 15-01824  
to  
S/N 15-Current

# DEFLECTOR CENTER SECTION REAR



Qty. Shown for one Center section Deck.

Used  
07-89 (S/N 15-01824)  
to  
(END PRODUCTION)

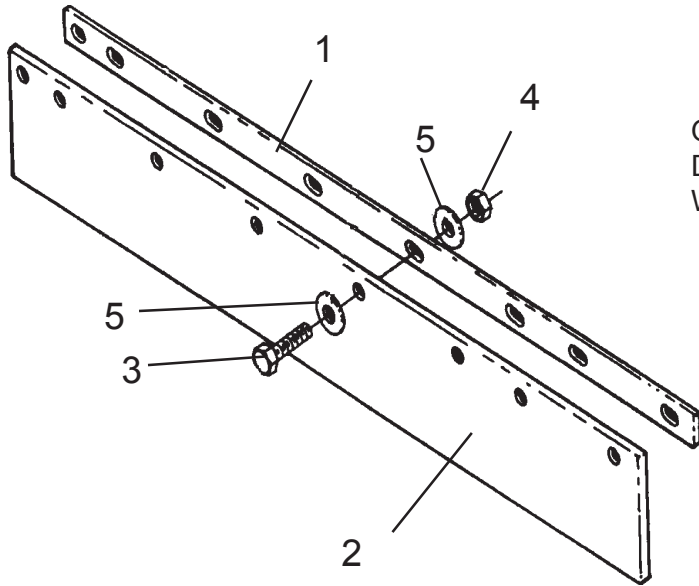
## REAR CENTER SECTION

Item	Part No.	Qty	Description
1	00758276	1	Band, Rubber
2	00758273	1	Panel, Rubber
3	63066100	7	Bolt
4	00015800	7	Locknut
5	00011100	14	Flatwasher

Jul. 1989  
to  
Current

# DEFLECTOR WING SECTION REAR LH or RH

S/N 15-01824  
to  
S/N 15-Current



Qty. Shown for one Wing,  
Double Qty. for LH & RH  
Wing.

Used  
07-89 (S/N 15-01824)  
to  
(END PRODUCTION)

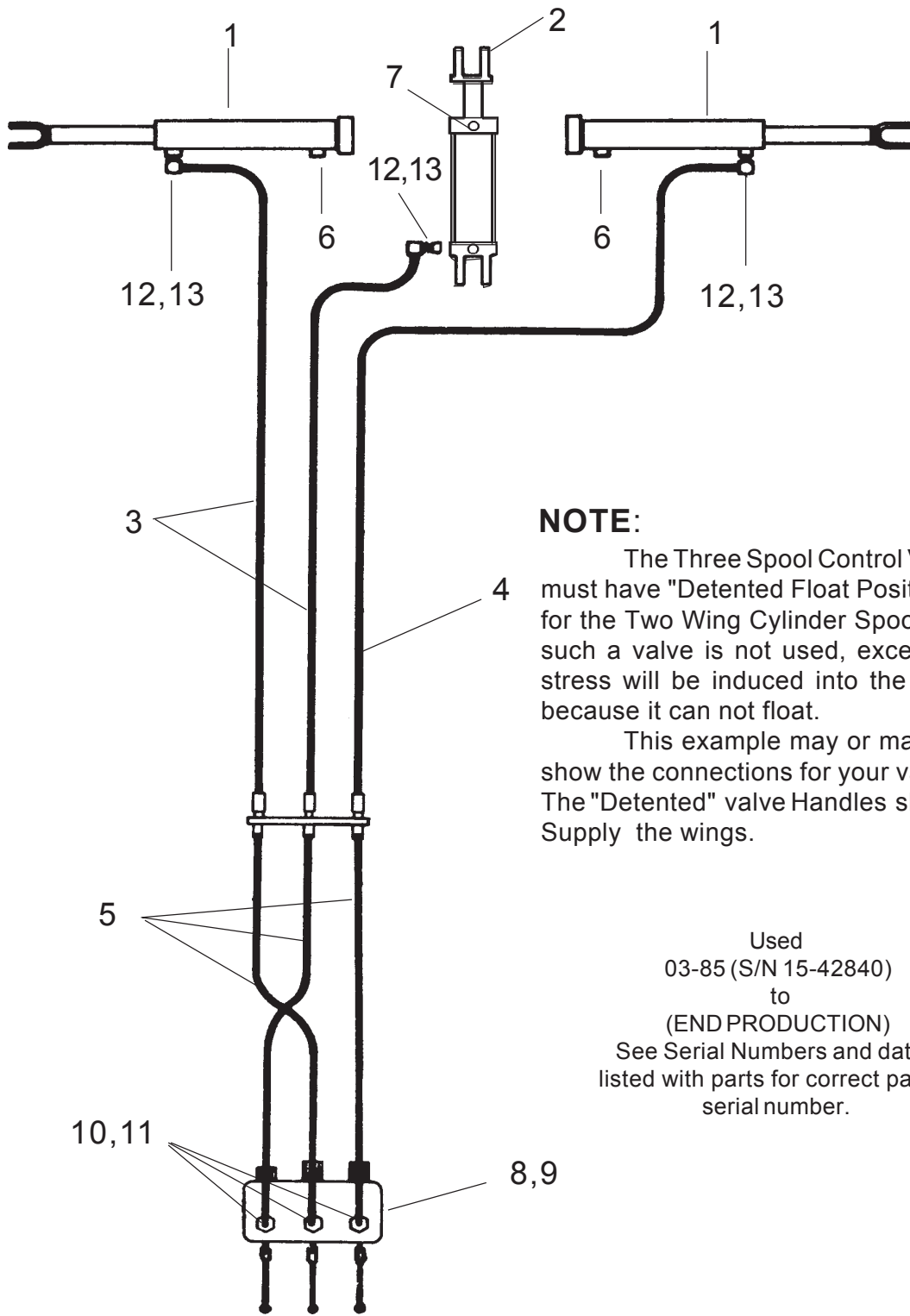
## REAR WING LH or RH

Item	Part No.	Qty	Description
1	00758267	1	Band, Rubber
2	00758274	1	Panel, Rubber
3	63066100	8	Hex Head Bolt
4	00015800	8	Locknut
5	00011100	16	Flatwasher

Mar. 1985  
to  
Current

# HYD & HOSE CIRCUIT (STANDARD SYSTEM)

S/N 15-42840  
to  
S/N 15-Current



### NOTE:

The Three Spool Control Valve must have "Detented Float Positions" for the Two Wing Cylinder Spools. If such a valve is not used, excessive stress will be induced into the deck because it can not float.

This example may or may not show the connections for your valve - The "Detented" valve Handles should Supply the wings.

Used  
03-85 (S/N 15-42840)  
to  
(END PRODUCTION)  
See Serial Numbers and dates  
listed with parts for correct part to  
serial number.

Mar. 1985  
to  
Current

## HYD & HOSE CIRCUIT (STANDARD SYSTEM)

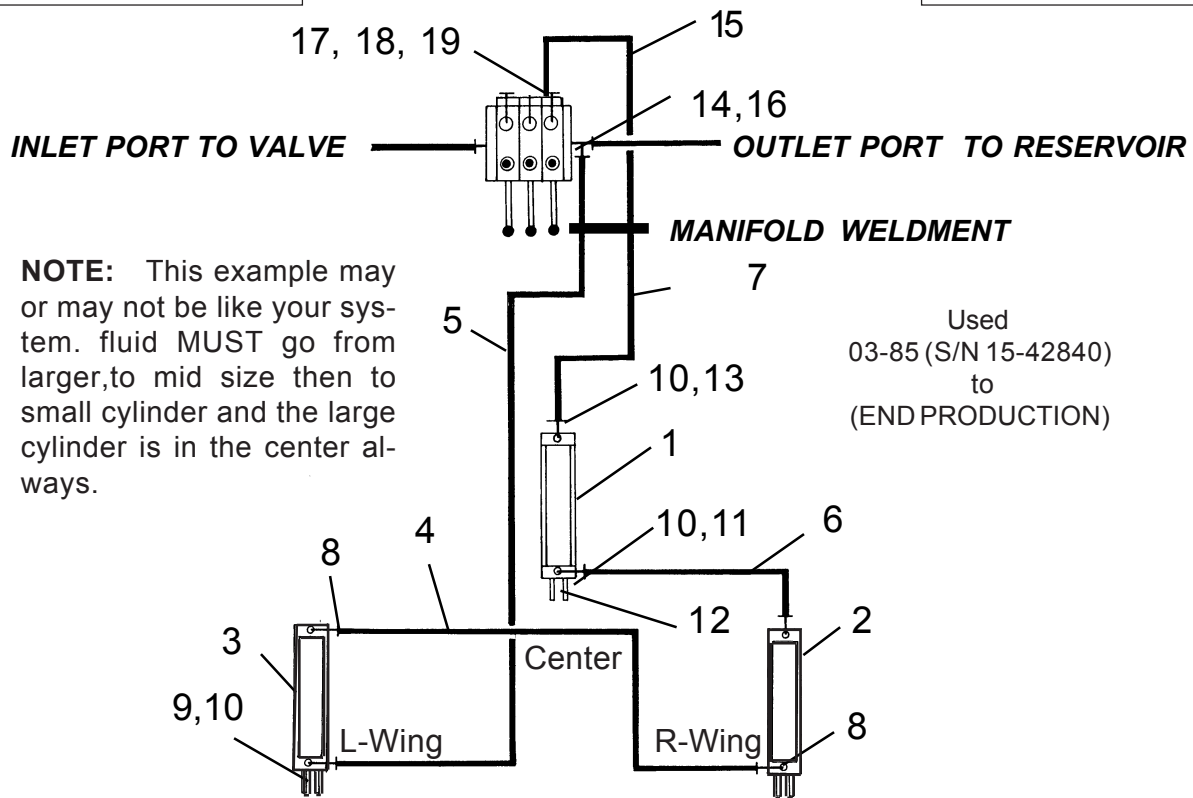
S/N 15-42840  
to  
S/N 15-Current

Item	Part No.	Qty	Description
1	02801100	2	Wing Cyl (03-85 S/N 42840 to 04-86 S/N 44814)
	00750398	2	Wing Cyl (05-86 S/N 44815 to End Production)
2	00750395	2	Axle Cyl (03-85 S/N 02840 to 04-86 S/N 44814)
	00755078	2	Axle Cyl (05-86 S/N 44815 to 09-89 S/N 01889)
	8227	2	Axle Cyl (10-89 S/N 01890 to 10-90 S/N 02106)
	00759946	2	Axle Cyl (11-90 S/N 02107 to End Production)
3	00750987	2	Hose Center & RH Wing Cyl (03-85 S/N 042840 to 04-86 S/N 44814)
	00755287	1	Hose Center Cyl (05-86 S/N 44815 to End Production)
	00755285	1	Hose RH Wing Cyl (05-86 S/N 44815 to End Production)
4	00750986	1	Hose LH Wing Cyl (03-85 S/N 42840 to 04-86 S/N 44814)
	00755062	1	Hose LH Wing Cyl (05-86 S/N 44815 to End Production)
5	00750997	3	Hose F/ Manifold to Valve (03-85 S/N 42840 to 04-86 S/N 44814)
	00750619	3	Hose F/ Manifold to Valve (05-86 S/N 44815 to 09-89 S/N 01889)
	00750997	3	Hose F/ Manifold to Valve (10-89 S/N 01890 to End Production)
6	00750596	2	Breather Plug (03-85 S/N 42840 to End Production)
7	00750208	1	Breather Plug (03-85 S/N 42840 to 04-86 S/N 44814)
	00750596	1	Breather Plug (05-86 S/N 44815 to End Production)
8	00380200	A/R	Open Center Valve (03-85 S/N 42840 to End Production)
9	00750382	A/R	Closed Center Valve (03-85 S/N 42840 to End Production)
10	00750368	3	Quick Disconnect Coupler (03-85 S/N 42840 to End Production)
11	00751143	3	Elbow (03-85 S/N 42840 to End Production)
	62009700	3	Reducer, F/ Hose Manifold (10-89 S/N 01890 to 10-90 S/N 02106)
	00717800	3	Reducer, F/ Hose Manifold (11-90 S/N 02107 to End Production)
12	00035400	3	Elbow F/ Center & Wing Cyl (03-85 S/N 42840 to 04-86 S/N 44814)
	63149100	1	Elbow, F/ Center Cyl (05-86 S/N 44815 to 10-90 S/N 02106)
	94517	1	Elbow, F/ Center Cyl (11-90 S/N 02107 to End Production)
	00035400	2	Elbow, F/ Wing Cyl (05-86 S/N 44815 to End Production)
13	00494800	3	Reducer, F/ Center & Wing Cyl (03-85 S/N 42840 to 04-86 S/N 44814)
	62009700	2	Reducer, F/ Center Cyl (05-86 S/N 44815 to 09-89 S/N 01889)

Oct. 1989  
to  
Current

## HYD & HOSE CIRCUIT (LEVEL LIFT OPTION)

S/N 15-01890  
to  
S/N 15-Current

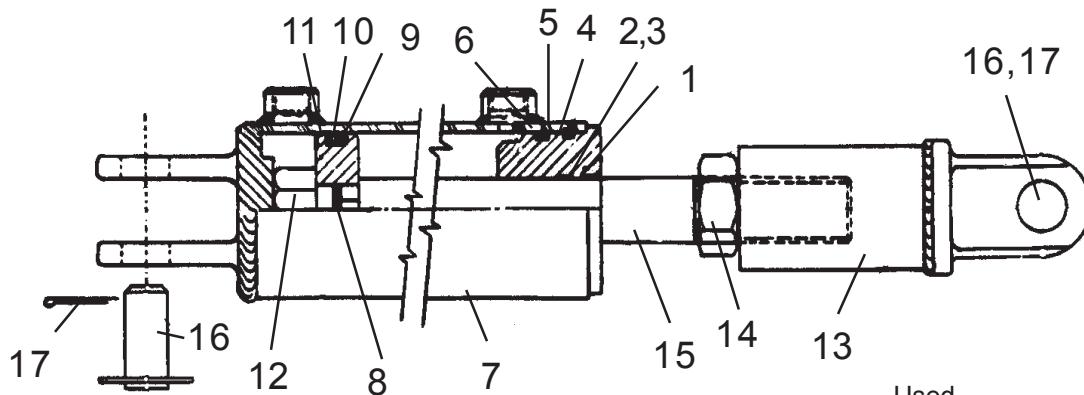


Item	Part No.	Qty	Description
1	8719	1	Cylinder, Large Bore (3-1/2")
2	8720	1	Cylinder, Medium Bore (3-1/4")
3	8721	1	Cylinder, Small Bore (3")
4	00749466	1	Hose
5	00758952	1	Hose
6	00754101	1	Hose
7	00757894	1	Hose
8	94517	6	Elbow, 90 degree
9	00609200	4	Bolt
10	02030300	6	Locknut
11	00754107	1	Bolt
12	00755234	ref	Control Spacer Kit
13	00760359	1	Bolt
14	00607100	1	Tee
15	00750997	1	Hose
16	72276000	1	Nipple 3/4 Close
17	00751143	1	Elbow
18	00750368	1	Q.D. Coupler
19	00717800	1	Reducer

Mar. 1985  
to  
Apr. 1986

## CYL - CENTER AXLE P/N 00750395 (Standard)

S/N 15-42840  
to  
S/N 15-44814



NOTE: This is a welded Cylinder Barrell (item# 7) and Gland (item # 6) is held in with a Lock Wire (item # 4)

Used  
03-85 (S/N 15-42840)  
to  
04-86 (S/N 15-44814)

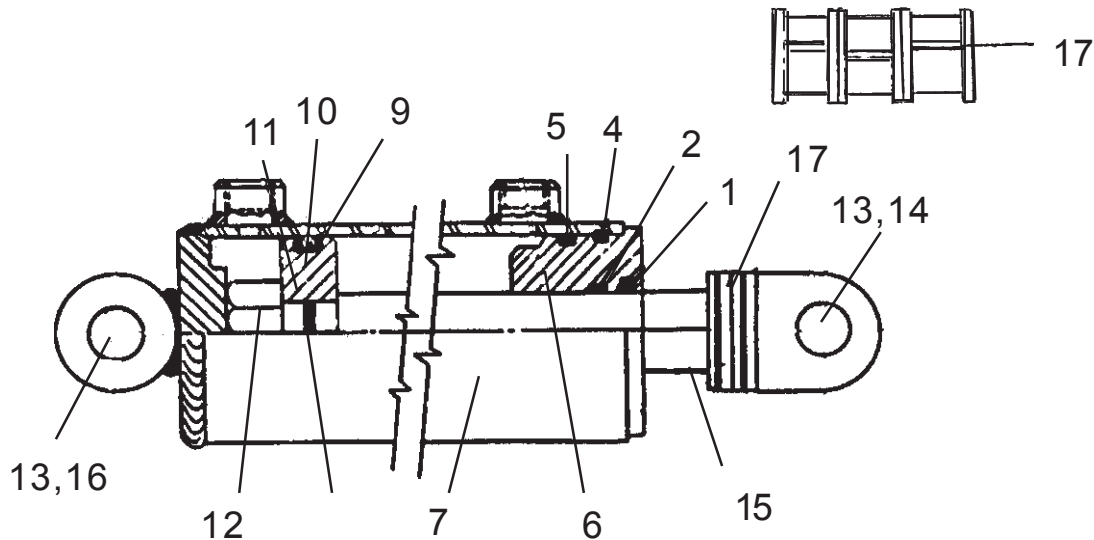
Item	Part No.	Qty	Description
	<b>00750395</b>	<b>1</b>	<b>Cylinder Asy (items 1 thru 15)</b>
1	00654100	1	Rod Wiper
2	00653900	1	Rod Seal
3	00654000	1	Back-Up Ring
4	00653300	1	Lock Wire
5	00653800	1	Gland Static Seal
6	00653200	1	Gland
7	00652801	1	Barrel
8	00653700	1	Rod Static Seal
9	00653600	2	Back-Up Ring
10	00653500	1	Piston Seal
11	00652700	1	Piston
12	00652600	1	Locknut
13	00750601	1	Clevis
14	00004200	1	Jamnut
15	00750599	1	Rod & Locknut Kit (item 12,14 & 15)
16	00652401	2	Clevis pin (Not included in Cylinder Asy)
17	00606000	2	Cotter Pin (Not included in Cylinder Asy)
18	00750597	A/R	Seal Kit (Item 1,2,3,4,5,8,9, & 10)
19	00750598	A/R	Gland & Piston Kit (Item 6 & 11)
20	00750599	A/R	Rod & Nut Kit (item 12, 14 & 15)



May 1986  
to  
Sep. 1989

# CYL - CENTER AXLE P/N 00755078 (Standard)

S/N 15-44815  
to  
S/N 15-01889



NOTE: This is a welded Cylinder  
Barrell (item# 7) and Gland (item # 6)  
is held in with a Lock Wire (item # 4)

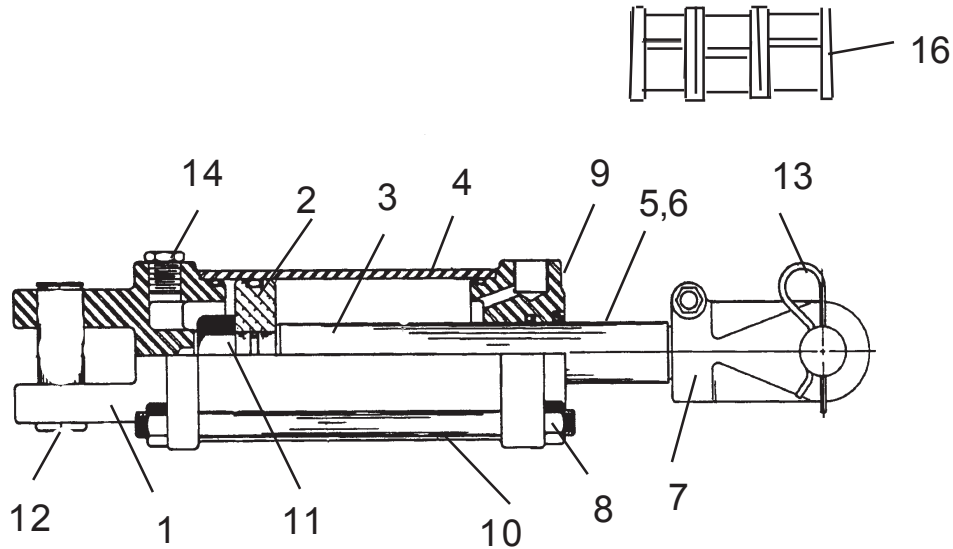
Used  
05-86 (S/N 15-44815)  
to  
09-89 (S/N 15-01889)

Item	Part No.	Qty	Description
	<b>00755078</b>	-	<b>Hydraulic Cylinder Asy</b>
	00755292	1	Cylinder Seal Repair Kit (Includes Items 1 thru 10)
1	**	1	Wiper Rod
2	**	1	Rod Seal
4	**	1	Lock Wire
5	**	1	Gland Static Seal
6	**	1	Gland
7	**	1	Barrel
8	**	1	Rod Static Seal
9	**	2	Back-UP Ring
10	**	1	Piston Seal
11	02841600	1	Piston
12	02252400	1	Locknut
13	02030300	2	Nut (Not Included in Cyl Asy)
14	00750477	1	Bolt (Not Included in Cyl Asy)
15	00755290	1	Rod
16	00755224	1	Bolt (Not Included in Cyl Asy)
17	00755234	1	Depth Control Spacer Kit (Not Included in Cyl Asy)

Oct. 1989  
to  
Feb. 1990

# CYL - CENTER AXLE P/N 8727 (Standard)

S/N 15-01890  
to  
S/N 15-01974



NOTE: This is a Tie Rod Cylinder (item# 10) Cylinder is held together with these Tie Rods (qty 4)

Used  
10-89 (S/N 15-01890)  
to  
02-90 (S/N 15-01974)

Item	Part No.	Qty	Description
	<b>8727</b>	<b>1</b>	<b>Hydraulic Cylinder Asy w/ Breather</b>
1	8755	1	Cap
2	8751	1	Piston
3	8753	1	Pison Rod
4	8752	1	Tube
5	4378	1	Clevis Rod Nut
6	4427	1	Socket Head Bolt
7	8754	1	Rod Clevis Outer
8	4690	8	Tie Rod Nut
9	8757	1	Head
10	8756	4	Tie Rod
11	4675	1	Pison Nut
12	65-113-14	2	Clevis Pin
13	16-2-012	2	Cotter Pin
14	65-113-24	1	Pipe Plug Breather
15	8763	1	Seal Kit (Not Shown)
16	00755234	1	Depth Control Spacer Kit (Not Included in Cyl Asy)

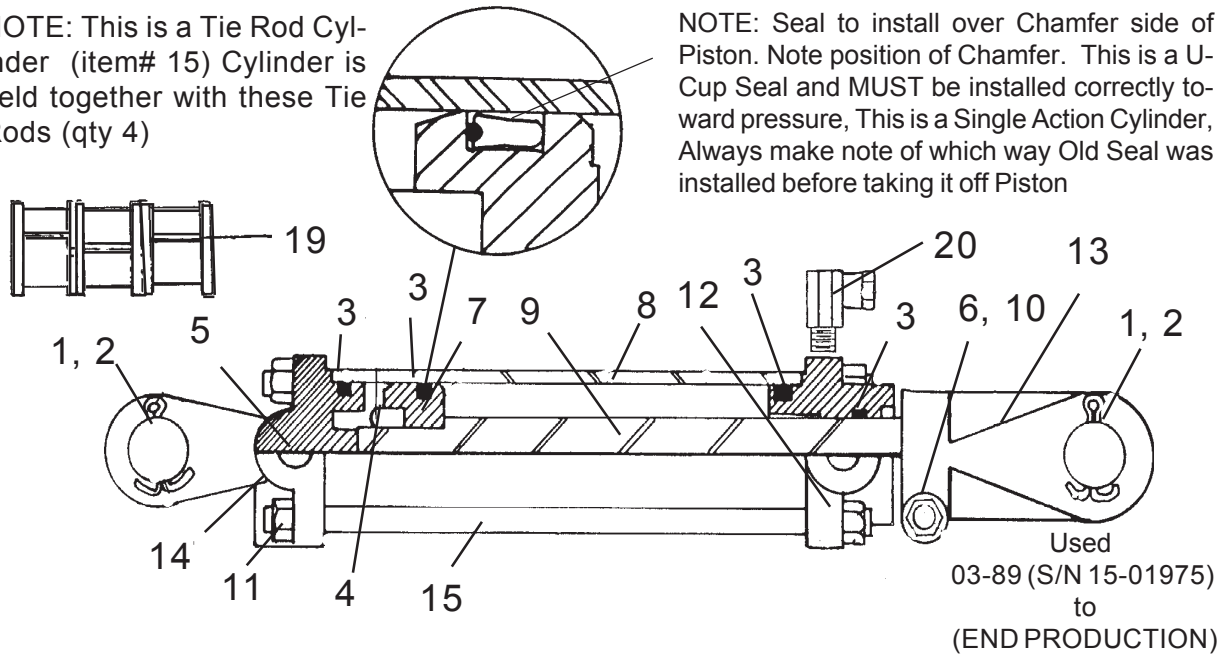
Mar. 1990  
to  
Current

# CYL - CENTER AXLE P/N 00759946 (Standard)



S/N 15-01975  
to  
Current

NOTE: This is a Tie Rod Cylinder (item# 15) Cylinder is held together with these Tie Rods (qty 4)

NOTE: Seal to install over Chamfer side of Piston. Note position of Chamfer. This is a U-Cup Seal and MUST be installed correctly toward pressure, This is a Single Action Cylinder, Always make note of which way Old Seal was installed before taking it off Piston



Item	Part No.	Qty	Description
	<b>00759946</b>	-	<b>Hydraulic Cylinder Asy</b>
1	8354	2	Pin, Hyd. Cylinder
2	163016	2	Cotter Pin
3	00760199	1	Seal Kit
4	4675	1	Piston Nut
5	00750208	1	Breather Plug (Not Shown)
6	4427	1	Bolt
7	00760661	1	Piston
8	00760194	1	Tube, Cylinder
9	00760200	1	Rod Cylinder
10	4378	1	Locknut
11	02716500	8	Locknut
12	00760197	1	Head, Cylinder
13	8754	1	Outer Clevis
14	00760196	1	Base, Cylinder
15	00760202	4	Tie Rod, Cylinder
19	00755234	1	Depth Control Spacer Kit
20	94517	1	Elbow



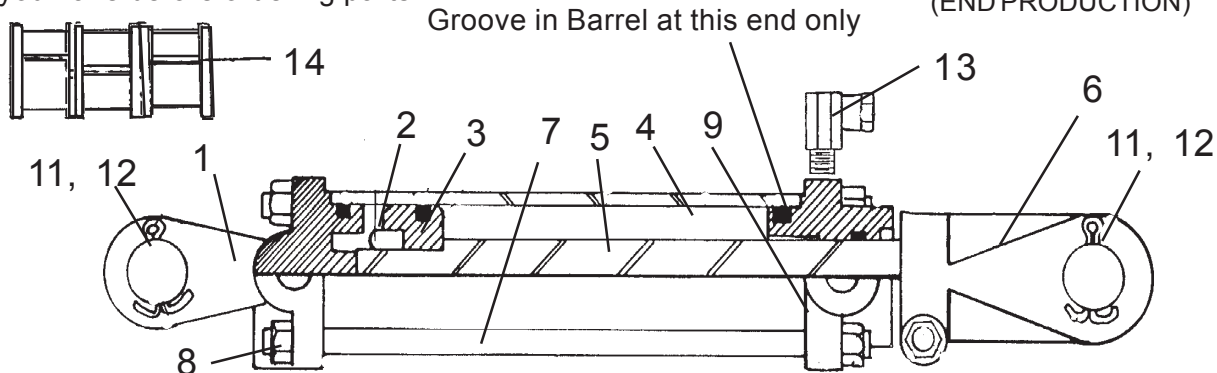
Oct. 1989  
to  
Current

# CYL - CENTER & WING AXLE (OPTIONAL) LEVEL LIFT KIT

S/N 15-01890  
to  
Current

**NOTE:** This is an Optional Hydraulic Lift System, Check which you have before ordering parts.

Used  
10-89 (S/N 15-01890)  
to  
(END PRODUCTION)



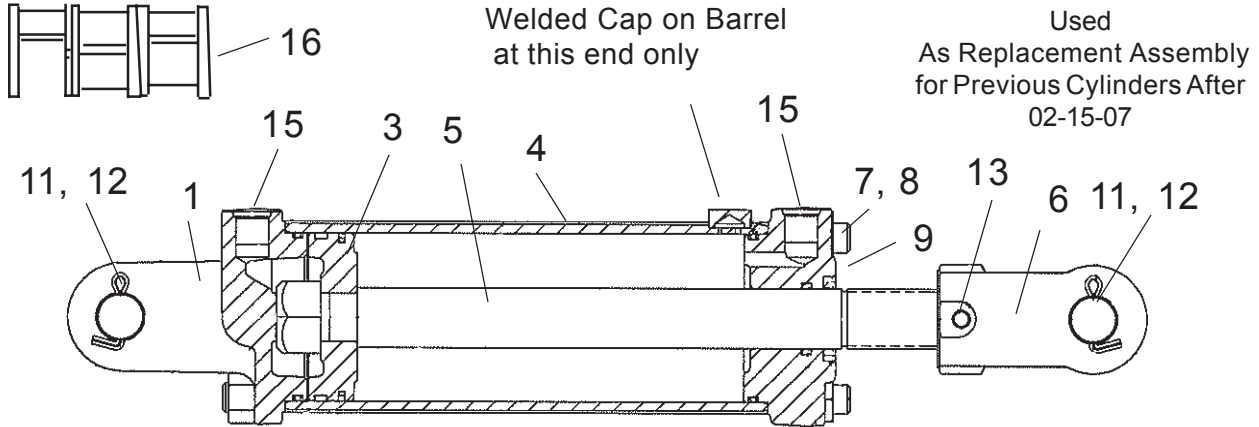
**NOTE:** Hyd Pressure **MUST** Flow from largest Cyl to Smallest, from Tractor to cylinder # 8719 to # 8720 and then to # 8721 and then back to Tractor, This System **MUST** be Purged of Air to work properly. See Hyd Chart for proper hose routing. These Cyl's **WILL NOT** work as a Standard Lift Cyl. When installing Barrels on these Cylinder grooved end **MUST** be installed at Rod end only to work properly.

Item	Part No.	Part No.	Part No.	Qty.	Description
	8719	-----	-----	1	Cylinder, Center Axle, ( 3-1/2" Bore)
	-----	8720	-----	1	Cylinder, Wing Axle, ( 3-1/4" Bore)
	-----	-----	8721	1	Cylinder, Wing Axle, (3" Bore)
1	8772	8778	8784	1	Base Clevis Cap
2	4705	4705	4675M	1	Piston Nut
3	8768	8775	8780	1	Piston
4	8769	8776	8781	1	Tube (W/ Bypass Grooves)
5	4706	4706	8753	1	Piston Rod
6	8754	8754	8754	1	Rod Clevis
7	8773	8773	8785	4	Tie Rod
8	4689	4689	02816800	8	Nut
9	8774	8779	8786	1	Head
10	8764	8765	8766	1	Seal Kit
11	8354	8354	8354	2	Pin, Clevis
12	00606000	00606000	00606000	4	Cotter Pin
13	94514	94514	94514	2	Swivel Elbow
14	00755234	-----	-----	1	Depth Control Spacer Kit

Oct. 1989  
to  
Current

# CYL - CENTER & WING AXLE (OPTIONAL) LEVEL LIFT KIT

S/N 15-01890  
to  
Current



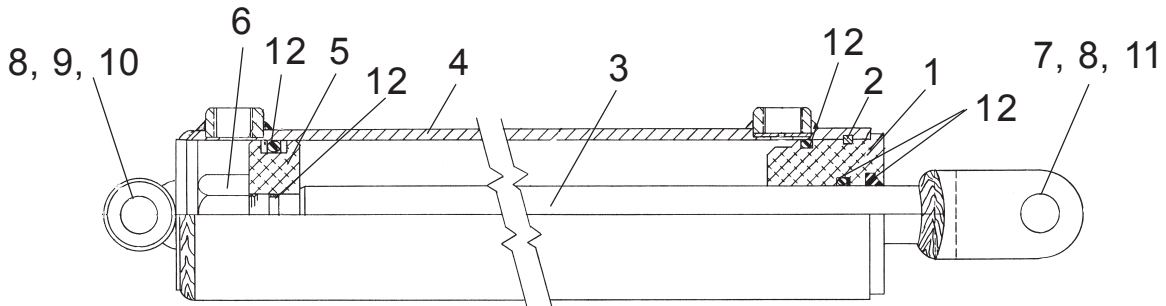
**NOTE:** Hyd Pressure **MUST** Flow from largest Cyl to Smallest, from Tractor to cylinder # 8719B to # 8720B and then to # 8721B and then back to Tractor, This System **MUST** be Purged of Air to work properly. See Hyd Chart for proper hose routing. These Cyl's **WILL NOT** work as a Standard Lift Cyl. When installing Barrels on these Cylinder welded Cap end **MUST** be installed at Rod end only to work properly. (These Cylinders will replace previous cylinders as an assembly only, parts will not interchange between cylinder old & new type cylinders.)

Item	Part No.	Part No.	Part No.	Qty.	Description
	8719B	-----	-----	1	Cylinder, Center Axle, ( 3-1/2" Bore)
	-----	8720B	-----	1	Cylinder, Wing Axle, ( 3-1/4" Bore)
	-----	-----	8721B	1	Cylinder, Wing Axle, (3" Bore)
1	00774728	02982589	2417158	1	Base Clevis Cap
2	5JRC16140	5JRC16140	5JRC16140	1	Piston Nut
3	02982594	02982591	02982586	1	Piston
4	02982593	02982588	02982585	1	Tube Weldment (W/Bypass Cap)
5	00774737	00774737	00774737	1	Piston Rod
6	1917140	1917140	1917140	1	Rod Clevis
7	00774745	00774745	00774742	4	Tie Rod
8	00036300	00036300	02816800	8	Nut
9	2417184	02982590	2417157	1	Head
10	02982595	02982592	02982587	1	Seal Kit
11	3047104	3047104	3047104	2	Pin, Clevis
12	00755153	00755153	0075153	4	Cotter Pin
13	002397	002397	002397	1	Set Screw
14	03200587	03200587	03200587	1	Plug (Not Shown)
15	0652141311	0652140311	0652141311	2	O-Ring Boss Fitting (Not Shown)
16	00755234	-----	-----	1	Depth Control Spacer Kit (Not Included With Cyl)

Mar. 1985  
to  
Apr. 1986

# CYL - WING LIFT & FOLD P/N 02811100

S/N 15-42840  
to  
S/N 15-44814



NOTE: This is a welded Cylinder Barrell (item# 4) and Gland (item # 1) is held in with a Lock Wire (item # 2). Seal Kit P/N 02841200 Includes 1 each of : Gland Static Seal, Back-Up Ring, Back-Up Rod Seal, Rod Seal, Rod Wiper, Lock Wire, Piston Seal & Rod Static Seal

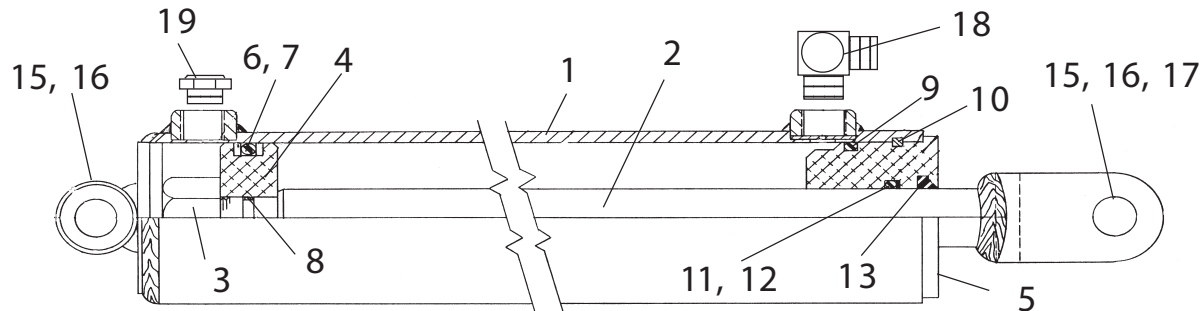
Used  
03-85 (S/N 15-42840)  
to  
04-86 (S/N 15-44814)

Item	Part No.	Qty	Description
	<b>02811100</b>	-	<b>Cylinder Asy</b>
1	02841300	1	Gland
2	-----	1	Lock Wire (In Seal kit Only)
3	02841400	1	Rod Weldment
4	02841500	1	Barrel Weldment
5	02841600	1	Piston
6	02840500	1	Locknut
7	00754056	1	Pin (Not Shown)
8	02822500	4	Flatwasher (Not Shown)
9	45000000	1	Pin, Hairpin (Not Shown)
10	00754058	1	Pin (Not Shown)
11	00606000	1	Cotter Pin (Not Shown)
12	02841200	1	Seal Kit (Includes Item 2)

May 1986  
to  
Current

# CYL - WING LIFT & FOLD P/N 00750398

S/N 15-44815  
to  
S/N 15-Current



NOTE: This is a welded Cylinder Barrell (item # 1)  
and Gland (item # 5) is held in with a Lock Wire  
(item # 10)

Used  
05-86 (S/N 15-42840)  
to  
(END PRODUCTION))

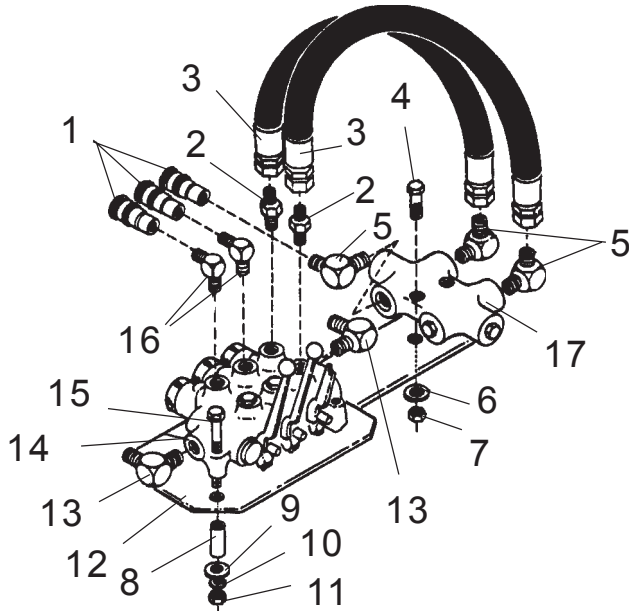
Item	Part No.	Qty	Description
	<b>00750398</b>	-	<b>Cylinder Asy (Items # 1 thru 13)</b>
1	00750605	1	Barrel Weldment
2	**	1	Rod
3	**	1	Locknut
4	***	1	Piston
5	***	1	Gland
6	****	2	Back-Up Ring
7	****	1	Piston Ring
8	****	1	Rod Static Seal
9	****	1	Gland Static Seal
10	****	1	Lockwire
11	****	1	Rod Seal
12	****	1	Back-Up Ring
13	****	1	Rod Wiper
14	00059500	1	Bolt (Not Included in Cyl Asy)
15	00695100	2	Nut, Toplock 5/8 NC PLC (Not Included in Cyl Asy)
16	00750311	1	Bolt (Not Included in Cyl Asy)
17	00001400	2	Flatwasher (Not Included in Cyl Asy)
18	00035400	1	Elbow (Not Included in Cyl Asy)
19	00750596	1	Breather Plug (Not Included in Cyl Asy)
20	00750602	a/r	Seal Repair kit (Items 6 thru 13)
21	00750604	a/r	Rod & Locknut Kit (Items 2 & 3)
22	00750603	a/r	Gland & Piston Kit (Items 4 & 5)



Mar 1985  
to  
May 1992

# VALVE HYD CLOSED CENTER P/N 00754804

S/N 15-42840  
to  
S/N 15-02516



Used  
03-85 (S/N 15-42840)  
to  
05-92 (S/N 15-02516)

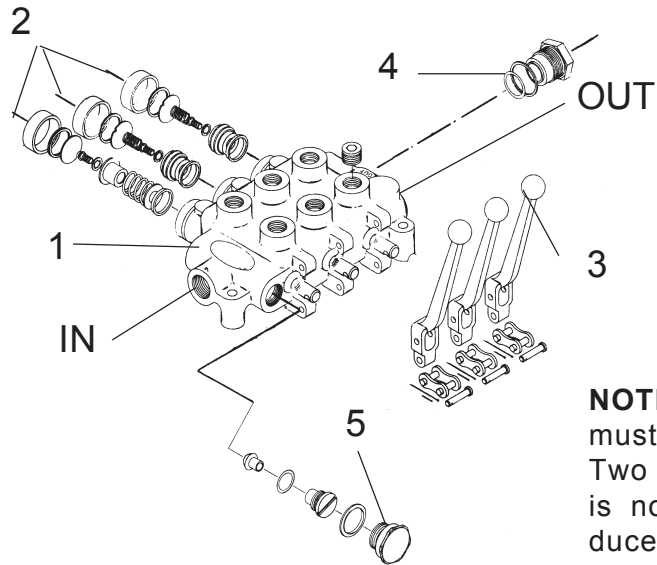
NOTE: As an assembly this valve can be replaced by # 00759833, But Parts WILL NOT interchange between the two.

Item	Part No.	Qty	Description
	<b>00754804</b>	<b>1</b>	<b>Valve Asy, Closed Ctr</b>
1	00750368	3	QD Fittings
2	61027400	2	Adapters, Straight
3	00754803	2	Hose
4	10333000	2	Bolt
5	00750983	3	Elbow
6	00023500	2	Flatwasher
7	00750940	2	Nut
8	00748675	3	Spacer
9	63065400	3	Flatwasher
10	00012101	3	Lockwasher
11	00013901	3	Nut
12	00754800	1	Valve Mnt Wldmnt
13	02049100	2	Elbow
14	00754801	1	Valve Only (Closed Ctr)
15	63084800	3	Bolt
16	00751143	2	Elbow
17	00754802	2	Lock Valve

Jun 1992  
to  
Current

# VALVE HYD CLOSED CENTER P/N 00750382

S/N 15-02517  
to  
Current



Used  
06-92 (S/N 15-02517)  
to  
(END PRODUCTION)

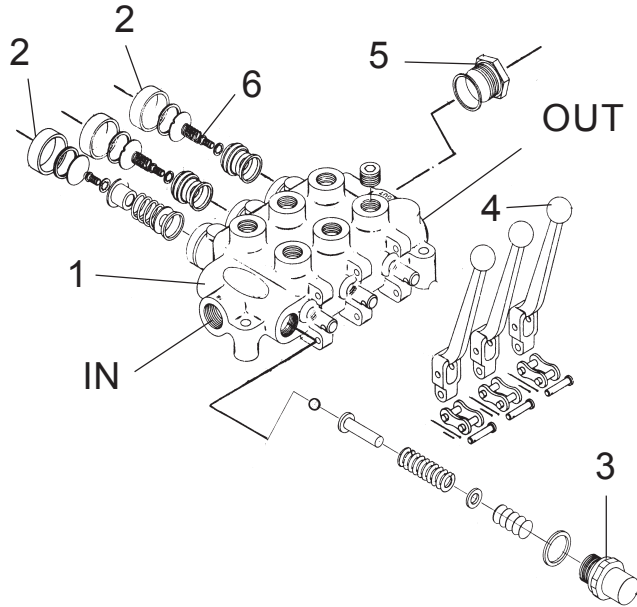
**NOTE:** The Three Spool Control Valve must have "detented float positions" for the Two Wing Cylinder Spools. If such a valve is not used, excessive stress will be induced into the deck and Cylinder Rods.

Item	Part No.	Qty	Description
1	00759833	1	Valve, Closed Center
2	00751139	3	Detent Repair Kit
3	00751142	3	Handle Asy
4	00751002	1	Plug, Closed Center
5	00751556	1	Spool Seal Kit (Not Shown)
6	00752057	1	Non-Relief Valve Plug (Closed Center)

Mar. 1985  
to  
Current

# VALVE HYD OPEN CENTER P/N 00380200

S/N 15-42840  
to  
S/N 15-Current



Used  
03-85 (S/N 15-42840)  
to  
(END PRODUCTION)

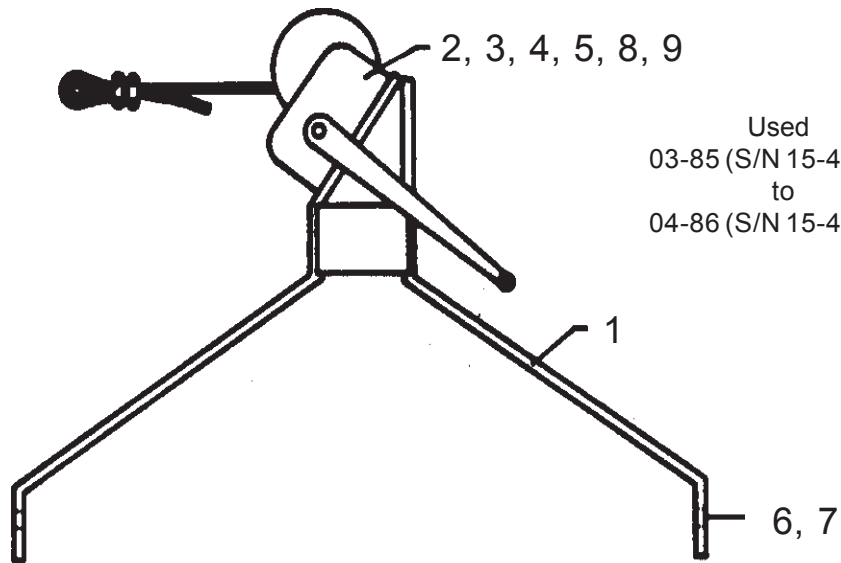
**NOTE:** The Three Spool Control Valve must have "detented float positions" for the Two Wing Cylinder Spools. If such a valve is not used, excessive stress will be induced into the deck and Cylinder Rods.

Item	Part No.	Qty	Description
1	00380200	1	Valve, Open Center
2	00751139	2	Detent Repair Kit
3	00751140	1	High Pressure Relief Valve Kit
4	00751142	3	Handle Assembly
5	00751141	1	Plug (open center)
6	00751358	1	Repair Kit-Spring Return to Center
7	00751556	1	Spool Seal Kit for Item #1 or #2 (Not Shown)

Mar. 1985  
to  
Apr. 1986

## WINCH STAND ASY

S/N 15-42840  
to  
S/N 15-44814

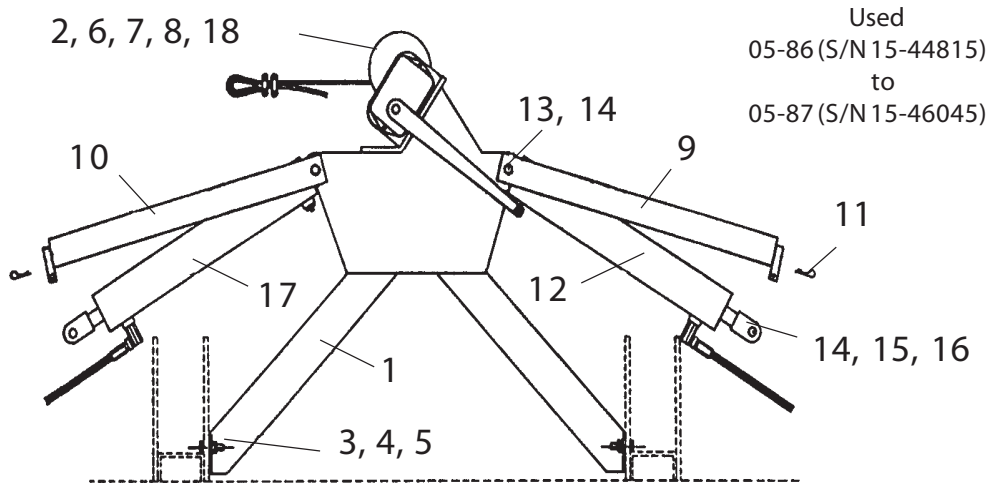


Item	Part No.	Qty	Description
1	00753823	1	Winch Bracket Weldment
2	00750950	1	Winch Assembly
3	00011400	2	Bolt
4	00011100	2	Flatwasher
5	00015800	2	Nut
6	00024400	4	Bolt
7	00037200	4	Nut
8	00753655	1	Cable Pulley & Block
9	00753656	1	Chain

May 1986  
to  
May 1987

# WINCH STAND ASY

S/N 15-44815  
to  
S/N 15-46045

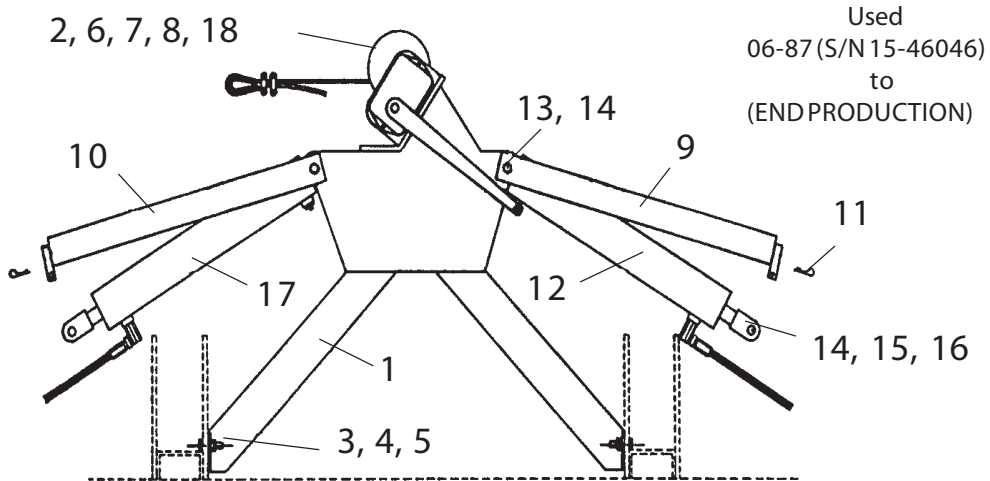


Item	Part No.	Qty	Description
1	00755024	1	Winch & Cylinder Support Stand
2	00750950	1	Winch Assembly
3	00000200	4	Nut
4	00003901	4	Lockwasher
5	02931300	4	Bolt
6	00015800	2-ref	Locknut
7	00011100	2-ref	Flatwasher
8	00011400	2-ref	Bolt
9	00755031	1	Right Retaining Arm
10	00755031	1	Left Retaining Arm
11	00008900	2	Stay Pin
12	00755057	opt	Right Wing Cylinder Kit
13	02858200	2	Bolt
14	00695100	4	Nut, Toplock 5/8 NC PLC
15	00755082	2	Bolt
16	00001400	4	Flatwasher
17	00755058	opt	Left Wing Cylinder Kit

Jun 1987  
to  
Current

# WINCH STAND ASY

S/N 15-46046  
to  
S/N15-Current



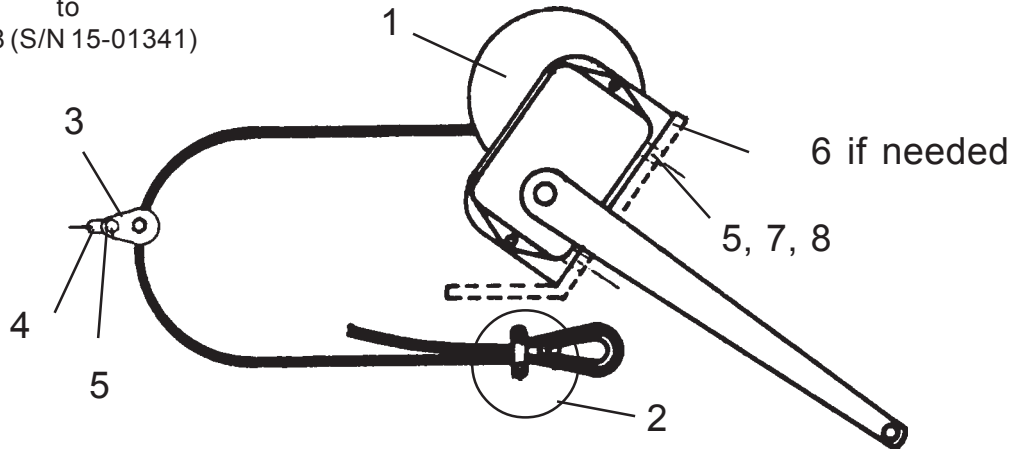
Item	Part No.	Qty	Description
1	00755024	1	Winch & Cylinder Support Stand
2	00754019	1	Winch Asy
3	00000200	4	Nut
4	00003901	4	Lockwasher
5	02892100	4	Bolt
6	00015800	2-ref	Locknut
7	00011100	2-ref	Flatwasher
8	00011400	2-ref	Bolt
9	00750578	1	Right Retaining Arm
10	00751131	1	Left Retaining Arm
11	00008900	2	Stay Pin
12	00750585	opt	Right Wing Cylinder Kit
13	00059000	2	Bolt
14	00695100	4	Nut, Toplock 5/8 NC PLC
15	00750311	2	Bolt
16	00001400	4	Flatwasher
17	00750998	opt	Left Wing Cylinder Kit

Mar. 1985  
to  
Feb. 1988

**WINCH  
ASY  
P/N 00750950**

S/N 15-42840  
to  
S/N 15-01341

Used  
03-85 (S/N 15-42840)  
to  
02-88 (S/N 15-01341)



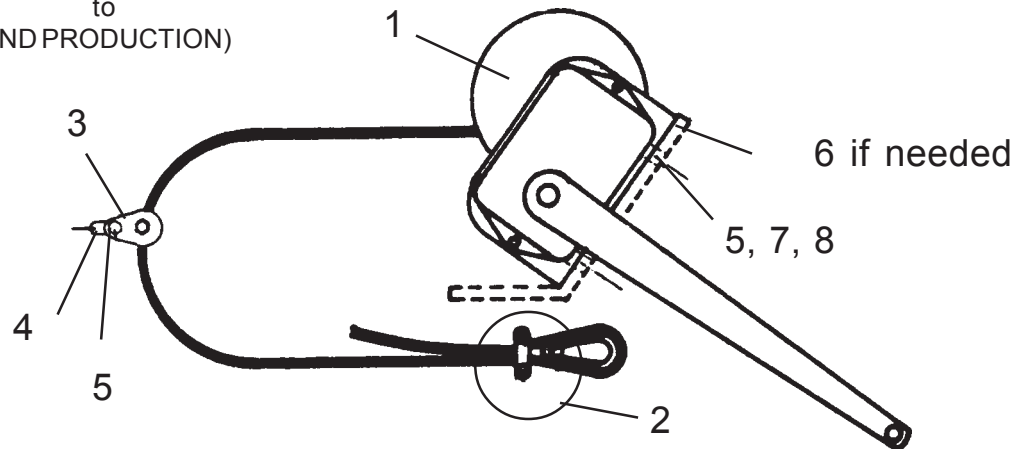
Item	Pprt No.	Qty	Description
	<b>00750950</b>	-	<b>Winch Asy (Includes items 1,2,3,4,5,6,7&amp;8)</b>
1	00750936	1	Winch
2	00000801	1	Winch Cable Asy
	00000800	1	Cable
	02024600	1	Cable Thimble
	00001000	2	Cable Clamps
3	00753655	1	Cable Pulley & Blocks
4	00753656	1	Chain
5	00015800	3	Locknut
6	00753657	1	Cable Attach. Weldment
7	00023100	2	Bolt
8	00011100	2	Flatwasher

Mar. 1988  
to  
Current

# WINCH ASY P/N 00754019

S/N 15-01342  
to  
S/N 15-Current

Used  
03-88 (S/N 15-01342)  
to  
(END PRODUCTION)



Item	Part No.	Qty	Description
	<b>00754019</b>	-	<b>Winch Asy, (w/ Items 1,2,3,4,5,7&amp;8)</b>
1	00750936	1	Winch
2	00000801	1	Winch Cable Asy
	00000800	1	Cable
	02024600	1	Cable Thimble
	00001000	2	Cable Clamps
3	00753655	1	Cable Pulley & Blocks
4	00753656	1	Chain
5	00015800	3	Locknut
6	00753657	1	Cable Attach. Weldment (If Needed, Not in Asy)
7	00011400	2	Bolt
8	00011100	2	Flatwasher



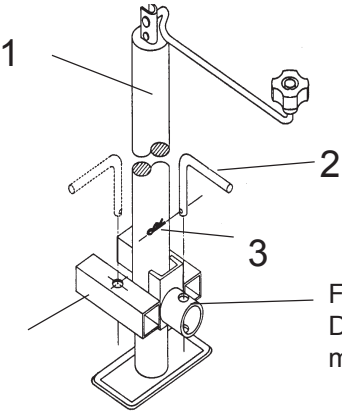
Mar. 1985  
to  
Apr. 1986

S/N 15-42840  
to  
S/N 15-44814

# PARKING JACK ASY P/N 00751123

NOTE: Jacks are designed to lift when Mowers are in the LOWERED POSITION with Hydraulics fully lowered, If Mowers are not lowered damage to Jack may occur when lifting.

For mounting Jack to  
Tongue for lifting



Used  
03-85 (S/N 15-42840)  
to  
04-86 (S/N 15-44814)

For mounting Jack to  
Deck for transport when  
mower is being used.

Item	Part No.	Qty	Description
1	00751123	1	Parking Jack Asy (Items 1 thru 3)
2	00749892	2	Jack retaining Pin
3	00751658	2	Clip, Hair Pin

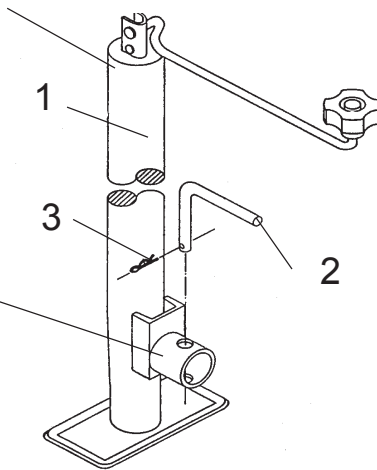
May 1986  
to  
Jan. 1988

# PARKING JACK ASY P/N 00755346

S/N 15-44815  
to  
S/N 15-01279

**NOTE:** Jacks are designed to lift when Mowers are in the **LOW-ERED POSITION** with Hydraulics fully lowered, If Mowers are not lowered damage to Jack may occur when lifting.

This is a Tall Jack, the mounting lug is very high up on jack tube, Much higher up than shown in this drawing.



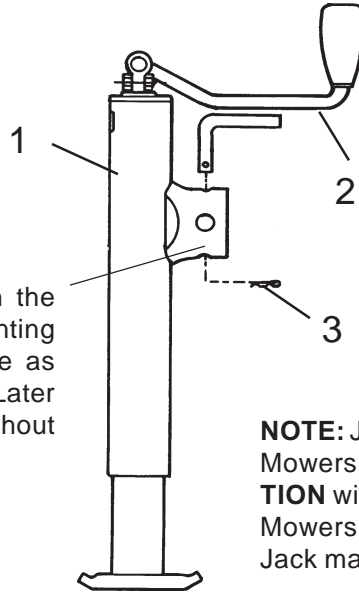
Used  
05-86 (S/N 15-44815)  
to  
01-88 (S/N 15-01279)

Item	Part No.	Qty	Description
1	00755346	1	Parking Jack Asy (Items 1 thru 3)
2	00749892	1	Jack retaining Pin
3	00751658	1	Clip, Hair Pin

Feb. 1988  
to  
May 2000

# TOP CRANK PARKING JACK ASY P/N 00756655

S/N 15-01280  
to  
S/N 15-04378



This is a shorter Jack than the previous one used but mounting lug is up high on Jack tube as shown in this drawing. The Later Jack will replace this one without any changes.

Used  
02-88 (S/N 15-01280)  
to  
05-00 (S/N 15-04378)

**NOTE:** Jacks are designed to lift when Mowers are in the **LOWERED POSITION** with Hydraulics fully lowered, If Mowers are not lowered damage to Jack may occur when lifting.

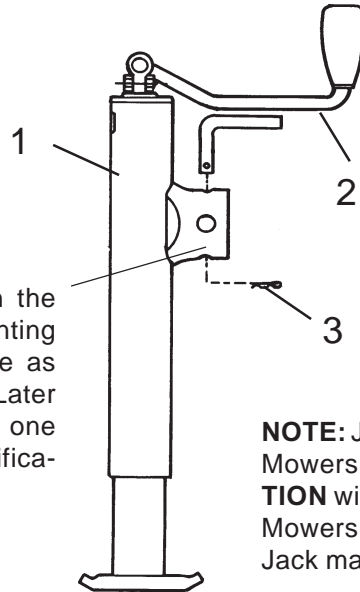
Item	Part No.	Qty	Description
1	00756655	1	Parking Jack
2	00749892	1	Jack Retaining Pin
3	00751685	1	Clip, Hair Pin

**NOTE:** Jacks are designed to lift when Mowers are in the **LOWERED POSITION** with Hydraulics fully lowered, If Mowers are not lowered damage to jack may occur when lifting.

Jun. 2000  
to  
Current

# SIDE CRANK PARKING JACK ASY P/N 00772391

S/N 15-04379  
to  
S/N 15-Current



Used  
06-00 (S/N 15-04379)  
to  
(END PRODUCTION)

This is a shorter Jack than the previous one used but mounting lug is up high on Jack tube as shown in this drawing. This Later Jack will replace the earlier one without any changes or modifications to mount..

**NOTE:** Jacks are designed to lift when Mowers are in the **LOWERED POSITION** with Hydraulics fully lowered, If Mowers are not lowered damage to Jack may occur when lifting.

Item	Part No.	Qty	Description
1	00772391	1	Parking Jack
2	00749892	1	Jack Retaining Pin
3	00751685	1	Clip, Hair Pin

**NOTE:** Jacks are designed to lift when Mowers are in the **LOWERED POSITION** with Hydraulics fully lowered, If Mowers are not lowered damage to jack may occur when lifting.

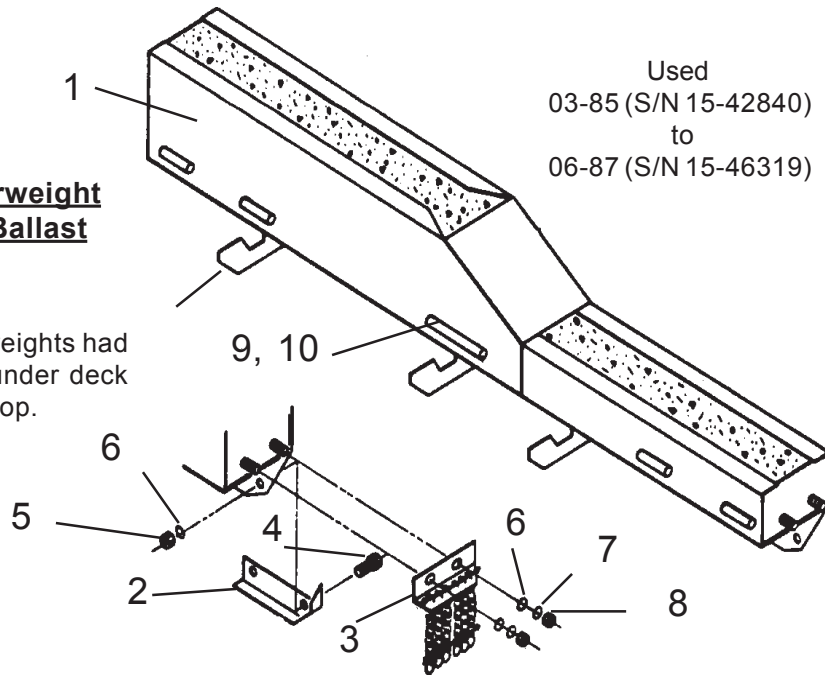
Mar. 1985  
to  
Jun. 1987

# COUNTERWEIGHT ASY (10 FT MODEL ONLY)

S/N AG15-42840  
to  
S/N AG15-46319

**NOTE: Fill The Counterweight Full with Concrete for Ballast**

**NOTE:** Later Model Counter weights had Square Pads on mounts for under deck Stops and a support strap on top.

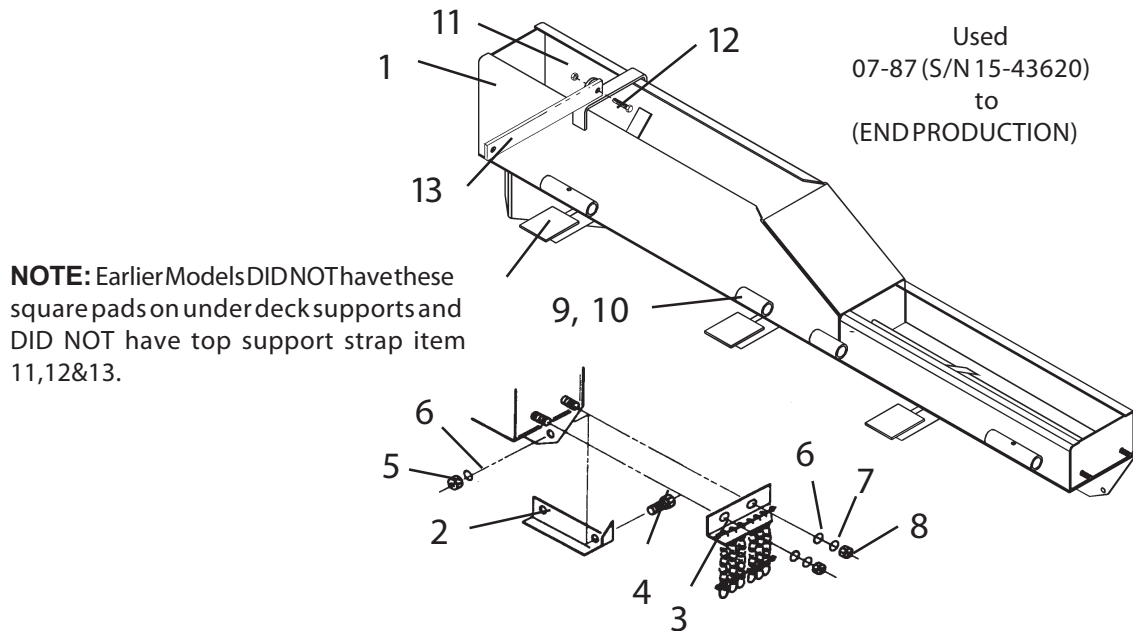


Item	Part No.	Qty	Description
1	00754045	1	Left Hand Counterweight Weldment (Shown Above)
	00754044	1	Right Hand Counterweight Weldment (Opposite)
2	00750989	1	Left Hand Skid Shoe Weldment (Shown Above)
	00750993	1	Right Hand Skid Shoe Weldment (Opposite)
3	00751203	1	Left Hand Chainguard Asy (Shown Above)
	00751161	1	Right Hand Chainguard Asy (Opposite)
4	00749171	2	Bolt
5	02716500	2	Nut
6	00002700	4	Flatwasher
7	00001300	2	Lockwasher
8	00001200	2	Locknut
9	00751042	ref	Hinge Pin (Not Shown)
10	00751107	ref	Retaining Roll Pin (Not Shown)

Jul.1987  
to  
Current

# COUNTERWEIGHT ASY (10 FT MODEL ONLY)

S/NAG15-46320  
to  
Current



**NOTE:** Earlier Models DID NOT have these square pads on underdeck supports and DID NOT have top support strap item 11, 12 & 13.

Used  
07-87 (S/N 15-43620)  
to  
(END PRODUCTION)

Item	Part No.	Qty	Description
1	00755087	1	Left Hand Counterweight Weldment (Shown Above)
	00755086	1	Right Hand Counterweight Weldment (Opposite)
2	00750989	1	Left Hand Skid Shoe Weldment (Shown Above)
	00750993	1	Right Hand Skid Shoe Weldment (Opposite)
3	00751203	1	Left Hand Chainguard Asy (Shown Above)
	00751161	1	Right Hand Chainguard Asy (Opposite)
4	00749171	2	Bolt
5	02716500	2	Nut
6	00002700	4	Flatwasher
7	00001300	2	Lockwasher
8	00001800	2	Locknut
9	00751042	ref	Hinge Pin (Not Shown)
10	00751107	ref	Retaining Roll Pin (Not Shown)
11	00695100	1	Nut, Toplock 5/8 NC PLC
12	00752658	1	Bolt
13	00770289	1	Lock Up Arm

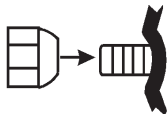
Mar. 1985  
to  
Current

# WHEEL AND TIRE ASY

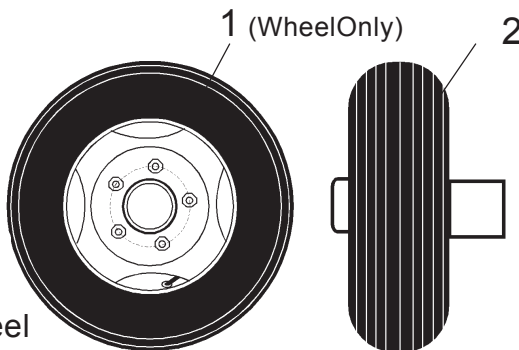
S/N 15-42840  
to  
S/N 15-Current

Used  
03-85 (S/N 15-42840)  
to  
(END PRODUCTION)

Place Conical Side of Lugnut  
against Wheel

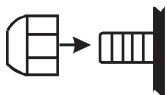


See Side of Tire for  
Maximum Pressure

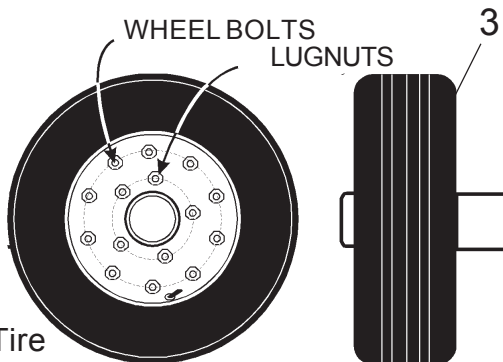


Ribbed Implement Tire & Wheel

Install Flat Side of Lug Nut  
Against Wheel as Shown

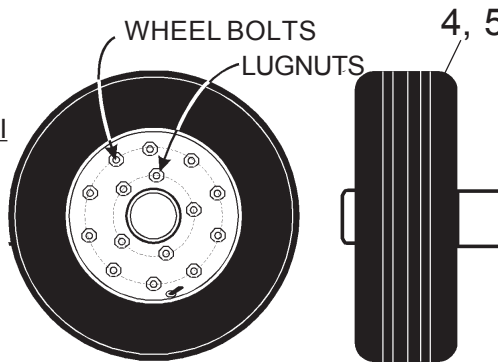


No Air Used in these  
tires & wheels



Laminated Tire or Foam Filled Tire

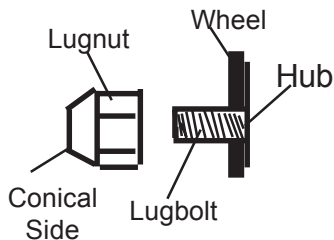
Maximum Inflation Pressure 50 PSI  
Also See Decal # 00762608  
**(DO NOT remove wheel bolts  
while tire is inflated !)**



Airplane Tire & Wheel

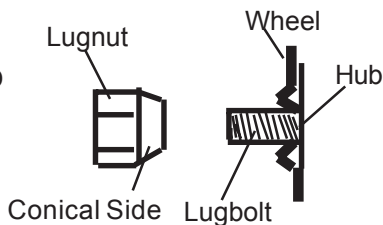
## LUGNUT MUST be mounted correctly according to Wheel Design

Figure 1



If Flat Sided Hole

Figure 2



If Cone Sided Hole

**NOTE:** It is VERY IMPORTANT on some types of Tires and Wheels how they are mounted, the direction of travel, the Air Pressure, the way they bolt together, the way the Lug Nuts are installed and/or other special features that may be special only to that tire and wheel. ALWAYS check for any special instructions for the type Tire and Wheel being used before ordering or installing any Wheels or Wheel components.

Mar. 1985  
to  
Current

## WHEEL AND TIRE ASY

S/N 15-42840  
to  
S/N 15-Current

Item	Part No.	Description
1	00008700	Wheel, 15 x 5.00 DC (Wheel Only) (Fig. 2)
2	00749698	Rib Implement - Tire & Wheel Complete (Fig. 2)
3	00025200	Laminated Puncture-Proof Tire & Wheel Asy (21" OD) 6.00 x 9 (Fig. 1)
4	00749700	Used Airplane Tire & Wheel 25.5 X 14" (Fig. 2)
	00766911	Used Airplane Tire & Wheel Foam Filled 22 X 6.6/6.75 X 10 (use 00766911A in Pairs) (Fig. 1)
	00766911A	Used Airplane Tire & Wheel Foam Filled (Fig. 1) 24 X 7.7 X 10
5	00764721	Recapped Airplane Tire & Whl 27.75 X 8.75 X 14.5 (Fig. 2)
	00750016	Recapped Airplane Tire & Wheel 22 X 5 X 12 Split Wheel (use 00749700 A/R for replacement)



Mar. 1985  
to  
Current

## SERIAL NUMBER PRODUCTION DATES

S/N 15-42840  
to  
S/N15-Current

START - END	DATE	START - END	DATE	START - END	DATE
42840 - 42859	Mar. 1985	01684 - 01687	Jan. 1989	02701 - 02711	Nov. 1992
42860 - 42923	Apr. 1985	01688 - 01708	Feb. 1989	02712 - 02733	Dec. 1992
42924 - 42990	May 1985	01709 - 01736	Mar. 1989	02734 - 02781	Jan. 1993
42991 - 43000	Jun. 1985	01737 - 01759	Apr. 1989	02782 - 02808	Feb. 1993
43001 - 43389	Jul. 1985	01760 - 01782	May 1989	02809 - 02841	Mar. 1993
43390 - 43475	Aug. 1985	01783 - 01823	Jun. 1989	02842 - 02863	Apr. 1993
43476 - 43503	Sep. 1985	01824 - 01839	Jul. 1989	02864 - 02901	May 1993
43504 - 43708	Oct. 1985	01840 - 01883	Aug. 1989	02902 - 02932	Jun. 1993
43709 - 44065	Nov. 1985	01884 - 01889	Sep. 1989	02933 - 02965	Jul. 1993
44066 - 44280	Dec. 1985	01890 - 01890*	Oct. 1989	02966 - 02982	Aug. 1993
44281 - 44405	Jan. 1986	01890* - 01921	Nov. 1989	02983 - 03000	Sep. 1993
44406 - 44501	Feb. 1986	01922 - 01937	Dec. 1989	03001 - 03025	Oct. 1993
44502 - 44615	Mar. 1986	01938 - 01968	Jan. 1990	03026 - 03036	Nov. 1993
44616 - 44814	Apr. 1986	01969 - 01974	Feb. 1990	03037 - 03062	Dec. 1993
44815 - 44986	May 1986	01975 - 02001	Mar. 1990	03063 - 03071	Jan. 1994
44987 - 45145	Jun. 1986	02002 - 02015	Apr. 1990	03072 - 03112	Feb. 1994
45146 - 45280	Jul. 1986	02016 - 02022	May 1990	03113 - 03139	Mar. 1994
45281 - 45398	Aug. 1986	02023 - 02055	Jun. 1990	03140 - 03150	Apr. 1994
45399 - 45479	Sep. 1986	02056 - 02068	Jul. 1990	03151 - 03165	May 1994
45480 - 45569	Oct. 1986	02069 - 02094	Aug. 1990	03166 - 03218	Jun. 1994
45570 - 45630	Nov. 1986	02095 - 02105	Sep. 1990	03219 - 03220	Jul. 1994
45631 - 45685	Dec. 1986	02106 - 02106*	Oct. 1990	03221 - 03234	Aug. 1994
45686 - 45788	Jan. 1987	02106* - 02111	Nov. 1990	03235 - 03235*	Sep. 1994
45789 - 45823	Feb. 1987	02112 - 02127	Dec. 1990	03235* - 03263	Oct. 1994
45824 - 45985	Mar. 1987	02128 - 02143	Jan. 1991	03264 - 03291	Nov. 1994
45986 - 46030	Apr. 1987	02144 - 02193	Feb. 1991	03292 - 03303	Dec. 1994
46031 - 46045	May 1987	02194 - 02227	Mar. 1991	03304 - 03341	Jan. 1995
46046 - 46319	Jun. 1987	02228 - 02236	Apr. 1991	03342 - 03342*	Feb. 1995
46320 - 46565	Jul. 1987	02237 - 02244	May 1991	03342* - 03372	Mar. 1995
46566 - 47000	Aug. 1987	02245 - 02268	Jun. 1991	03372 - 03377	Apr. 1995
01000 - 01045	Sep. 1987	02269 - 02305	Jul. 1991	03378 - 03382	May 1995
01046 - 01107	Oct. 1987	02306 - 02341	Aug. 1991	03383 - 03445	Jun. 1995
01108 - 01145	Nov. 1987	02342 - 02364	Sep. 1991	03446 - 03449	Jul. 1995
01146 - 01220	Dec. 1987	02365 - 02374	Oct. 1991	03450 - 03450*	Aug. 1995
01221 - 01279	Jan. 1988	02375 - 02395	Nov. 1991	03450* - 03450*	Sep. 1995
01280 - 01341	Feb. 1988	02396 - 02409	Dec. 1991	03450* - 03467	Oct. 1995
01342 - 01391	Mar. 1988	02410 - 02438	Jan. 1992	03468 - 03474	Nov. 1995
01392 - 01436	Apr. 1988	02439 - 02449	Feb. 1992	03475 - 03546	Dec. 1995
01437 - 01520	May 1988	02450 - 02475	Mar. 1992	03547 - 03646	Jan. 1996
01521 - 01563	Jun. 1988	02476 - 02488	Apr. 1992	03647* - 03647*	Feb. 1996
01564 - 01592	Jul. 1988	02489 - 02516	May 1992	03647* - 03657	Mar. 1996
01593 - 01603	Aug. 1988	02517 - 02537	Jun. 1992	03658 - 03679	Apr. 1996
01604 - 01630	Sep. 1988	02538 - 02574	Jul. 1992	03680 - 03696	May 1996
01631 - 01631*	Oct. 1988	02575 - 02584	Aug. 1992	03697 - 03743	Jun. 1996
01631* - 01650	Nov. 1988	02585 - 02624	Sep. 1992	03744 - 03754	Jul. 1996
01651 - 01683	Dec. 1988	02625 - 02700	Oct. 1992	03755 - 03777	Aug. 1996

NOTE: Dates above are to determine approx ship dates and serial number assignment dates

\* Some months there may not have been production on these Models

Mar. 1985  
to  
Current

## SERIAL NUMBER PRODUCTION DATES

S/N 15-42840  
to  
S/N 15-Current

START - END	DATE
03778 - 03783	Sep. 1996
03784 - 03792	Oct. 1996
03793 - 03800	Nov. 1996
03801 - 03808	Dec. 1996
03809* - 03809*	Jan. 1997
03809* - 03810*	Feb. 1997
03811 - 03816	Mar. 1997
03817 - 03831	Apr. 1997
03832 - 03868	May 1997
03869 - 03869*	Jun. 1997
03870 - 03885	Jul. 1997
03886 - 03890	Aug. 1997
03891 - 03904	Sep. 1997
03905 - 03909	Oct. 1997
03910 - 03945	Nov. 1997
03946* - 03946*	Dec. 1997
03946* - 03947	Jan. 1998
03948 - 03970	Feb. 1998
03971 - 04016	Mar. 1998
04017 - 04039	Apr. 1998
04040 - 04080	May 1998
04081 - 04089	Jun. 1998
04090 - 04141	Jul. 1998
04142 - 04153	Aug. 1998
04154 - 04163	Sep. 1998
04164 - 04184	Oct. 1998
04185 - 04193	Nov. 1998
04194 - 04212	Dec. 1998
04213 - 04215	Jan. 1999
04216 - 04232	Feb. 1999
04233 - 04257	Mar. 1999
04258 - 04270	Apr. 1999
04271 - 04305	May 1999
04306 - 04308	Jun. 1999
04309 - 04310	Jul. 1999
04311 - 04315	Aug. 1999
04316* - 04316*	Sep. 1999
04316* - 04323	Oct. 1999
04324 - 04330	Nov. 1999
04331 - 04344	Dec. 1999
04345* - 04345*	Jan. 2000
04345* - 04360	Feb. 2000
04361 - 04362	Mar. 2000
04363 - 04370	Apr. 2000
04371 - 04378	May 2000
04379 - 04397	Jun. 2000

START - END	DATE
04398 - 04423	Jul. 2000
04424 - 04463	Aug. 2000
04464 - 04467	Sep. 2000
04468 - 04480	Oct. 2000
04481 - 04484	Nov. 2000
04485 - 04488	Dec. 2000
04489 - 04498	Jan. 2001
04499 - 04519	Feb. 2001
04520 - 04531	Mar. 2001
04532 - 04550	Apr. 2001
04551 - 04570	May 2001
04571 - 04580	Jun. 2001
04581 - 04589	Jul. 2001
04590 - 04603	Aug. 2001
04604 - 04606	Sep. 2001
04607 - 04617	Oct. 2001
04618 - 04619	Nov. 2001
04620 - 04621	Dec. 2001
04622 - 04625	Jan. 2002
04626 - 04641	Feb. 2002
04642 - 04643	Mar. 2002

(End Production of Model)

NOTE: Dates above are to determine appox ship dates and serial number assignment dates  
\* Some months there may not have been production on these Models



